

Chaudhary Charan Singh University, Meerut



Syllabus of the Subject:

Statistics

For First Three Years of Under-Graduate (UG) Programme


(As per guidelines of Common Minimum Syllabus by U.P. Government according to National Education Policy-2020 w.e.f. the session 2021-2022)

(For both University Campus and Colleges)

[Handwritten signatures and dates]
26/5/2021

Members from the Board of Studies:


S.No.	Name	Signature
1.	Prof. M.K. Gupta, Dean, Science Faculty	
2.	Prof. Bhupendra Singh, Convener-I	
3.	Prof. Hare Krishna, Member	
4.	Dr. Madan Mohan Gupta, Convener-II	
5.	Dr. Vivek Tyagi, Member	
6.	Dr. Govind Singhal, Member	
7.	Prof. R. U. Khan, External Subject Expert	
8.	Dr. Abha Chandra, Retd. Principal	
9.	Dr. Anil Kumar, Principal Scientist	



SUBJECT: STATISTICS

Semester-wise Titles of the Papers in B.Sc. (Statistics)

Year	Sem.	Course Code	Paper Title	Theory/Practical	Credits
I	I	B060101T	Descriptive Statistics (Univariate) and Theory of Probability	Theory	04
		B060102P	Descriptive Data Analysis Lab (Univariate)	Practical	02
	II	B060201T	Descriptive Statistics (Bivariate) and Probability Distributions	Theory	04
		B060202P	Descriptive Data Analysis Lab (Bivariate)	Practical	02
II	III	B060301T	Theory of Estimation and Sampling Survey	Theory	04
		B060302P	Sampling Survey Lab	Practical	02
	IV	B060401T	Testing of Hypothesis and Applied Statistics	Theory	04
		B060402P	Test of Significance and Applied Statistics Lab	Practical	02
III	V	B060501T	Multivariate Analysis and Non-parametric Methods	Theory	04
		B060502T	Analysis of Variance and Design of Experiment	Theory	04
		B060503P	Non-parametric Methods and DOE Lab	Practical	02
	VI	B060601T	Statistical Computing and Introduction to Statistical Software	Theory	04
		B060602T	Operations Research	Theory	04
		B060603P	Operations Research and Statistical Computing Lab	Practical	02



 Three handwritten signatures and initials are present at the bottom of the page. The first signature is on the left, followed by a signature with the number '3' below it, and two more signatures on the right.

:: Subject Prerequisites::

To study this subject a student must have the subject(s) Mathematics in class 12th


:: Programme Outcomes (POs) ::

Students having Degree in B.Sc. (with Statistics) should have knowledge of different concepts and fundamentals of Statistics and ability to apply this knowledge in various fields of industry. They may pursue their future career in the field of Statistics and Research.

:: Programme Specific Outcomes (PSOs)::

After completing B.Sc. (with Statistics) the student should have

- Knowledge of different concepts, principles, methodologies and tools (skills) of Statistics.
- Ability to collect, tabulate, represent graphically, analyze and interpret data/information by using appropriate statistical tools.
- Ability to identify and solve a wide range of problems in real life/industry related to Statistics.
- Familiarity with computational techniques and statistical software including programming language (e.g. R) for mathematical and statistical computation.
- Capability to use appropriate statistical skills in interdisciplinary areas such as finance, health, agriculture, government, business, industry, telecommunication and bio-statistics.
- Ability to compete with industrial/private sector demand in the field of data analysis, marketing survey, etc. in professional manner and pursue their future career in the field of Statistics.
- Ability to develop original thinking for formulating new problems and providing their solutions. As a result, they will be able to pursue higher studies or research in the field of Statistics.





:: List of All Papers in All Six Semesters::

Programme	Year	Semester	Course Title	Credits	Teaching Hours	
Certificate in Descriptive Statistics and Probability	I	First	Theory(B060101T) Descriptive Statistics (Univariate) and Theory of Probability	Part-A: Descriptive Statistics (Univariate)	60	
				Part-B: Theory of Probability		
			Practical(B060102P): Descriptive Data Analysis Lab (Univariate)	02	60	
		Second	Theory(B060201T) Descriptive Statistics (Bivariate) and Probability Distributions	Part-A: Descriptive Statistics (Bivariate)	04	60
				Part-B: Probability Distributions		
			Practical(B060202P): Descriptive Data Analysis Lab (Bivariate)	02	60	






Programme	Year	Semester	Course Title		Credits	Teaching Hours
Diploma in Mathematical & Applied Statistics with Statistical Inference	II	Third	Theory(B060301T) Theory of Estimation and Sampling Survey	Part-A: Sampling Survey	04	60
				Part-B: Sampling Distributions and Theory of Estimation		
		Fourth	Practical(B060302P): Sampling Survey Lab	Part-A: Testing of Hypothesis and Tests of Significance	04	60
				Part-B: Applied Statistics		
			Practical(B060402P): Test of Significance and Applied Statistics Lab		02	60




Programme	Year	Semester	Course Title	Credits	Teaching Hours
B.Sc.	III	Fifth	Theory-I(B060501T) Multivariate Analysis and Non-parametric Methods	04	60
			Theory-II(B060502T) Analysis of Variance and Design of Experiment	04	60
			Practical(B060503P): Non-parametric Methods and DOE Lab	02	60
		Sixth	Theory-I(B060601T) Statistical Computing and Introduction to Statistical Software	04	60
			Theory-II(B060602T) Operations Research	04	60
			Practical(B060603P): Operations Research and Statistical Computing Lab	02	60





Programme/Class: Certificate	Year: First	Semester: First
Subject: STATISTICS		
Course Code: -B060101T	Course Title: Descriptive Statistics (Univariate) and Theory of Probability	
Course outcomes: After completing this course a student will have: <ul style="list-style-type: none"> ✓ Knowledge of Statistics, its scope and importance in various fields. ✓ Ability to understand concepts of sample vs. population and difference between different types of data. ✓ Knowledge of methods for summarising data sets, including common graphical tools (such as boxplots, histograms and stem plots). Interpret histograms and boxplots. ✓ Ability to describe data with measures of central tendency and measures of dispersion. ✓ Ability to understand measures of skewness and kurtosis and their utility and significance. ✓ Ability to understand the concept of probability along with basic laws and axioms of probability. ✓ Ability to understand the terms mutually exclusive and independence and their relevance. ✓ Ability to identify the appropriate method (i.e. union, intersection, conditional, etc.) for solving a problem. ✓ Ability to apply basic probability principles to solve real life problems. ✓ Ability to understand the concept of random variable (discrete and continuous), concept of probability distribution. 		
Credits: 04	Core: Compulsory	
Max. Marks: 25+75	Min. Passing Marks:	
Total No. of Lectures-Tutorials-Practical (in hours per week): 4-0-0.		
Unit	Topic	No. of Lectures
Part-A: Descriptive Statistics (Univariate)		
I	Introduction to Statistics, Meaning of Statistics, Importance of Statistics, Scope of Statistics in Industry, Introduction and contribution of Indian Scholars in Statistics. Concept of Statistical population, Attributes and Variables (Discrete and Continuous), Different types of scales – Nominal, Ordinal, Ratio and Interval, Primary data – designing a questionnaire and schedule, collection of primary data, checking their consistency, Secondary data.	06
II	Presentation of data : Classification, Tabulation, Diagrammatic & Graphical Representation of Grouped data, Frequency distributions, Cumulative frequency distributions and their graphical representations, Histogram, Frequency polygon and Ogives, Stem and Leaf plot, Box Plot.	08
III	Measures of Central tendency and Dispersion and their properties, Merits and Demerits of these Measures.	10



IV	Moments, Shephard's correction for moments, Measures of Skewness and Kurtosis and their significance, Measures based on quartiles.	06
----	--	----

Part-B: Theory of Probability		
V	Random experiment, Trial, Sample point and Sample space, Events, Operations of events, Concept of equally likely, Mutually exclusive and Exhaustive events. Definition of Probability: Classical, Relative frequency and Axiomatic approaches.	04
VI	Discrete Probability Space, Properties of Probability under Set Theory Approach, Independence of Events, Conditional Probability, Total and Compound Probability theorems, Bayes theorem and its Applications.	09
VII	Random Variables - Discrete and Continuous, Probability Mass Function (pmf) and Probability density function (pdf), Cumulative distribution function (cdf). Joint distribution of two random variables, Marginal and Conditional distributions, Independence of random variables.	08
VIII	Expectation of a random variable and its properties, Expectation of sum of random variables and product of independent random variables, Conditional expectation and related problems. Moments, Moment generating function (m.g.f.) & their properties, Continuity theorem for m.g.f. (without proof). Chebyshev's inequality, Weak law of large numbers for a sequence of independently and identically distributed random variables and their applications. (Statement Only)	09

Handwritten signatures and initials: Vhan, B. L. A., J. K., J. K.

Suggested Readings:

Part A:

- Goon, A.M., Gupta, M.K. and Dasgupta, B. (2013). Fundamental of Statistics, Vol I, World Press, Kolkata.
- Goon, A.M., Gupta, M.K. and Dasgupta, B. (2011). Fundamental of Statistics, Vol II, World Press, Kolkata.
- Gupta, S.C. and Kapoor, V.K. (2000). Fundamentals of Mathematical Statistics (10th ed.), Sultan Chand and Sons.
- Hanagal, D. D. (2009). Introduction to Applied Statistics: A Non-Calculus Based Approach. Narosa Publishing Comp. New Delhi.
- Miller, I. and Miller, M. (2006). John E. Freund's Mathematical Statistics with Applications, (7th Edn.), Pearson Education, Asia.
- Mood, A.M. Graybill, F.A. and Boes, D.C. (2011). Introduction to the Theory of Statistics, 3rd Edn., Tata McGraw-Hill Pub. Co. Ltd.
- Weatherburn, C.E. (1961). A First Course in Mathematical Statistics, The English Lang. Book Society and Cambridge Univ. Press.

Part B:

- David, S. (1994) : Elementary Probability, Cambridge University Press.
- Dudewicz, E.J. and Mishra, S.N. (2008). Modern Mathematics Statistics, Wiley.
- Gupta, S.C. and Kapoor, V.K. (2000). Fundamentals of Mathematical Statistics (10th ed.), Sultan Chand and Sons.
- Hanagal, D. D. (2009). Introduction to Applied Statistics: A Non-Calculus Based Approach. Narosa Publishing Comp. New Delhi.
- Johnson, S. and Kotz, S. (1972). Distribution in Statistics Vol. I-II & III, Houghton and Mifflin.
- Lipschutz, S., Lipson, M. L. and Jain, K. (2010). Schaum's Outline of Probability. 2nd Edition. McGraw Hill Education Pvt. Ltd, New Delhi.
- Meyer, P. (2017). Introductory Probability and Statistical Applications (2nd ed.), New Delhi, Oxford & IBH Publishing Co. Pvt. Ltd.
- Mood A.M., Graybill F.A. and Boes D.C. (2007). Introduction to the Theory of Statistics (3rd ed.), New Delhi, Tata McGraw Hill Publishing Co. Ltd.
- Mukhopadhyay, P. (1996). Mathematical Statistics, New Delhi, New Central Book Agency Pvt. Ltd.
- Parzen, E.S. (1992). Modern Probability Theory and its Applications. Wiley Interscience.
- Pitman, J. (1993). Probability. Narosa Publishing House.
- Rao, C.R. (2009). Linear Statistical Inference and its Applications, 2nd Edition, Wiley Eastern.
- Rohatgi, V.K. and Saleh, A.E. (2008). An introduction to Probability Theory and Mathematical Statistics, Wiley Eastern.

Books in Hindi Language.

के एन नागर (2015): सांख्यिकी के मूल तत्व, मीनाक्षी प्रकाशन.

Suggested Online Links/Readings:

- <http://heecontent.upsdc.gov.in/SearchContent.aspx>
- <https://swayam.gov.in/explorer?searchText=statistics>
- <https://nptel.ac.in/course.html>
- <https://www.edx.org/search?q=statistics>
- <https://www.coursera.org/search?query=statistics&>

Suggested Continuous Evaluation Methods:

Continuous Internal Evaluation shall be based on allotted Assignment and Class Tests.
The marks shall be as follows:

Quiz/ Assignment	(05 marks)
Class Test-I	(10 marks)
Class Test-II	(10 marks)

This course can be opted as a minor elective by the students. Open to all (Other Faculty)

Programme/Class: Certificate	Year: First	Semester: First
Subject: STATISTICS		
Course Code: -B060102P	Course Title: Descriptive Data Analysis Lab (Univariate)	
Course outcomes: After completing this course a student will have: <ul style="list-style-type: none"> ✓ Ability to represent/summarise the data/information using appropriate Graphical methods including common graphical tools (such as boxplots, histograms and stem plots) and also to draw inferences from these graphs ✓ Acquire the knowledge to identify the situation to apply appropriate measure of central tendency as per the nature and need of the data and draw meaningful conclusions regarding behavior of the data. ✓ Acquire the knowledge to identify the situation to apply appropriate measure of dispersion as per the nature and need of the data and draw meaningful conclusions regarding heterogeneity of the data. ✓ Ability to measure skewness and kurtosis of data and define their significance. ✓ Acquire the knowledge to compute conditional probabilities based on Bayes Theorem. 		
Credits: 02	Core: Compulsory	
Max. Marks: 25+75	Min. Passing Marks:	
Total No. of Lectures-Tutorials-Practical (in hours per week): 0-0-4.		
	List of Practicals	No. of Lectures
	<ol style="list-style-type: none"> 1. Problems based on graphical representation of data by Histogram, Frequency polygons, frequency curves and Ogives, Stem and Leaf Plot, Box Plot. 2. Problems based on calculation of Measures of Central Tendency. 3. Problems based on calculation of Measures of Dispersion. 4. Problems based on calculation of Moments, Measures of Skewness and Kurtosis. 5. Computation of conditional probabilities based on Bayes theorem 	60

11



Suggested Readings:
As suggested for paper code B060101T.

Suggested Continuous Evaluation Methods: (25 Marks)

Continuous Internal Evaluation shall be based on Practical File/Record, Class Activities and Overall performance. The marks shall be as follows:

Practical File/Record	(10 marks)
Class Interaction	(05 marks)
Report Preparation/ Presentation	(10 marks)


Suggested Practical Examination Evaluation Methods: (75 Marks)

Practical Examination Evaluation shall be based on Viva-voce and Practical Exercises. The marks shall be as follows:


Practical Exercise (Major) 01 x 25 Marks	25 Marks
Practical Exercise (Minor) 02 x 15 Marks	30 Marks
Viva-voce	20 Marks

There shall be 04-05 Practical Exercises in Examination comprising 01 as Major (Compulsory) and 03-04 as Minor (Students have to attend any 02).

Course prerequisites: To study this course, a student must have opted/passed the paper code B060101T.



Programme/Class: Certificate	Year: First	Semester: Second
Subject: STATISTICS		
Course Code: - B060201T	Course Title: Descriptive Statistics (Bivariate) and Probability Distributions	
Course outcomes: After completing this course a student will have: <ul style="list-style-type: none"> ✓ Knowledge of the method of least squares for curve fitting to theoretically describe experimental data with a function or equation and to find the parameter associated with the model. ✓ Knowledge of the concepts of correlation and simple linear regression and Perform correlation and regression analysis. ✓ Ability to interpret results from correlation and regression. ✓ Ability to compute and interpret rank correlation. . ✓ Ability to understand concept of qualitative data and its analysis. ✓ Knowledge of discrete distributions. Discuss appropriate distribution negative binomial, Poisson, etc. with their properties and application of discrete distribution models to solve problems. ✓ Knowledge of continuous distributions. Discuss the appropriate distribution (i.e. uniform, exponential, normal, etc.) with their properties and application of continuous distribution models to solve problems. ✓ Knowledge of the formal definition of order statistics. ✓ Ability to identify the application of theory of order statistics in real life problems. 		
Credits: 04		Core: Compulsory
Max. Marks: 25+75		Min. Passing Marks:
Total No. of Lectures-Tutorials-Practical (in hours per week): 4-0-0.		
Unit	Topic	No. of Lectures
Part-A: Descriptive Statistics (Bivariate)		
I	Bivariate data, Principles of least squares, Most plausible values, Meaning of curve fitting, Fitting of straight line, parabola, logarithmic, power curves and other simple forms by method of least squares.	08
II	Bi-variate frequency table, Correlation, Types of relationships, Scatter diagram, Karl-Pearson's Correlation Coefficient and its properties.	08
III	Spearman Rank correlation and its coefficient, Regression analysis through both types of regression equations for X and Y variables.	08
IV	Attributes: Notion and Terminology, Contingency table, Class frequencies and Ultimate class frequencies, Consistency, Association of Attributes, Independence, Measures of association for 2X2 table, Chi-square and Karl Pearson's Coefficient of Association.	06



Part-B: Probability Distributions		
V	Discrete Probability Distributions: Binomial distribution, Poisson distribution (as limiting case of Binomial distribution) and their properties in detail. Introduction to Geometric, Negative Binomial, Hypergeometric, and Uniform distributions.	10
VI	Continuous Probability Distributions: Exponential, Gamma, Beta and Cauchy distributions with their basic properties.	06
VII	Normal distribution and its properties, Standard Normal variate, Normal distribution as limiting case of Binomial distribution.	08
VIII	Fitting of Binomial and Poisson distributions. Introduction to Order Statistics, Distributions of minimum and maximum order statistics.	06

Handwritten signature or initials

Suggested Readings:

Part A:

- Goon, A.M., Gupta, M.K. and Dasgupta, B. (2013). Fundamental of Statistics, Vol I, World Press, Kolkata.
- Goon, A.M., Gupta, M.K. and Dasgupta, B. (2011). Fundamental of Statistics, Vol II, World Press, Kolkata.
- Gupta, S.C. and Kapoor, V.K. (2000). Fundamentals of Mathematical Statistics (10th ed.), Sultan Chand and Sons.
- Hanagal, D. D. (2009). Introduction to Applied Statistics: A Non-Calculus Based Approach. Narosa Publishing Comp. New Delhi.
- Miller, I. and Miller, M. (2006). John E. Freund's Mathematical Statistics with Applications, (7th Edn.), Pearson Education, Asia.
- Mood, A.M. Graybill, F.A. and Boes, D.C. (2011). Introduction to the Theory of Statistics, 3rd Edn., Tata McGraw-Hill Pub. Co. Ltd.
- Weatherburn, C.E. (1961). A First Course in Mathematical Statistics, The English Lang. Book Society and Cambridge Univ. Press.

Part B:

- David, S. (1994) : Elementary Probability, Cambridge University Press.
- David, H.A. (1981). Order Statistics (2nd ed.), New York, John Wiley.
- Dudewicz, E.J. and Mishra, S.N. (2008). Modern Mathematics Statistics, Wiley.
- Gupta, S.C. and Kapoor, V.K. (2000). Fundamentals of Mathematical Statistics (10th ed.), Sultan Chand and Sons.
- Hanagal, D. D. (2009). Introduction to Applied Statistics: A Non-Calculus Based Approach. Narosa Publishing Comp. New Delhi.
- Johnson, S. and Kotz, S. (1972). Distribution in Statistics Vol. I-II & III, Houghton and Mifflin.
- Lipschutz, S., Lipson, M. L. and Jain, K. (2010). Schaum's Outline of Probability. 2nd Edition. McGraw Hill Education Pvt. Ltd, New Delhi.
- Meyer, P. (2017). Introductory Probability and Statistical Applications (2nd ed.), New Delhi, Oxford & IBH Publishing Co. Pvt. Ltd.
- Mood A.M., Graybill F.A. and Boes D.C. (2007). Introduction to the Theory of Statistics (3rd ed.), New Delhi, Tata McGraw Hill Publishing Co. Ltd.
- Mukhopadhyay, P. (1996). Mathematical Statistics, New Delhi, New Central Book Agency Pvt. Ltd.
- Parzen, E.S. (1992). Modern Probability Theory and its Applications. Wiley Interscience.
- Pitman, J. (1993). Probability. Narosa Publishing House.
- Rao, C.R. (2009). Linear Statistical Inference and its Applications, 2nd Edition, Wiley Eastern.
- Rohatgi, V.K. and Saleh, A.E. (2008). An Introduction to Probability Theory and Mathematical Statistics, Wiley Eastern.

Books in Hindi Language.

के एन नागर (2015): सांख्यिकी के मूल तत्व, मीनाक्षी प्रकाशन.

Suggested Online Links/ Readings:

- <http://heecontent.upsdc.gov.in/SearchContent.aspx>
- <https://swayam.gov.in/explorer?searchText=statistics>
- <https://nptel.ac.in/course.html>
- <https://www.edx.org/search?q=statistics>
- <https://www.coursera.org/search?query=statistics&>

[Handwritten signatures and marks]

Suggested Continuous Evaluation Methods:

Continuous Internal Evaluation shall be based on allotted Assignment and Class Tests.
The marks shall be as follows:

Quiz/ Assignment	(05 marks)
Class Test-I	(10 marks)
Class Test-II	(10 marks)

This course can be opted as a minor elective by the students. Open to all (Other Faculty)

Programme/Class: Certificate	Year: First	Semester: Second
Subject: STATISTICS		
Course Code: - B060202P	Course Title: Descriptive Data Analysis Lab (Bivariate)	
Course outcomes: After completing this course a student will have: <ol style="list-style-type: none"> 1. Ability to deal with the problems based on fitting of curves by Method of least squares e.g. fitting of straight line, second degree polynomial, power curve, exponential curve etc. 2. Ability to deal with problems based on determination of Regression lines and calculation of Correlation coefficient – grouped and ungrouped data. 3. Ability to deal with the problems based on determination of Rank correlation. 4. Ability to fit Binomial and Poisson distribution for given data. 		
Credits: 02	Core: Compulsory	
Max. Marks: 25+75	Min. Passing Marks:	
Total No. of Lectures-Tutorials-Practical (in hours per week): 0-0-4.		
	Topic	No. of Lectures
	<ol style="list-style-type: none"> 1. Problems based on fitting of curves by Method of least squares e.g. fitting of straight line, second degree polynomial, power curve, exponential curve etc. 2. Problems based on determination of Regression lines and calculation of Correlation coefficient – grouped and ungrouped data. 3. Problems based on determination of Rank correlation. 4. Fitting of Binomial and Poisson distribution. 	60
Suggested Readings: As suggested for paper code B060201T.		



Suggested Continuous Evaluation Methods:

Continuous Internal Evaluation shall be based on Practical File/Record, Class Activities and Overall performance. The marks shall be as follows:

Practical File/Record	(10 marks)
Class Interaction	(05 marks)
Report Preparation/ Presentation	(10 marks)

Suggested Practical Examination Evaluation Methods: (75 Marks)

Practical Examination Evaluation shall be based on Viva-voce and Practical Exercises. The marks shall be as follows:

Practical Exercise (Major) 01 x 25 Marks	25 Marks
Practical Exercise (Minor) 02 x 15 Marks	30 Marks
Viva-voce	20 Marks

There shall be 04-05 Practical Exercises in Examination comprising 01 as Major (Compulsory) and 03-04 as Minor (Students have to attend any 02).


Course prerequisites: To study this course, a student must have opted/passed the paper code **B060201T**.

Further Suggestions:

In practical classes a series of lectures for any statistical software (e.g. Excel or R) may be organized for students and they may be asked to use it to perform practical problems assigned to them.

Handwritten signature: V. S. S. S. S. S.

Programme/Class: Diploma	Year: Second	Semester: Third
Subject: STATISTICS		
Course Code: -B060301T	Course Title: Theory of Estimation and Sampling Survey	
Course outcomes: After completing this course a student will have: <ul style="list-style-type: none"> ✓ Knowledge of the concept of Sampling distributions. ✓ Ability to understand the difference between parameter & statistic and standard error & standard deviation. ✓ Knowledge of the sampling distribution of the sum and mean. ✓ Ability to understand the t, f and chi-square distribution and to identify the main characteristics of these distributions. ✓ Knowledge of the concept of Point and Interval Estimation and discuss characteristics of a good estimator. ✓ Ability to understand and practice various methods of estimations of parameters. ✓ Ability to understand the concept of sampling and how it is different from complete enumeration. ✓ Knowledge of various probability and non-probability sampling methods along with estimates of population parameters ✓ Ability to identify the situations where the various sampling techniques shall be used. ✓ Knowledge of sampling and non-sampling errors. 		
Credits: 04		Core: Compulsory
Max. Marks: 25+75		Min. Passing Marks:
Total No. of Lectures-Tutorials-Practical (in hours per week): 4-0-0.		
Unit	Topic	No. of Lectures
Part-A: Sampling Survey		
I	Types of population, Sample, Principal Steps in Sample Survey, Benefit of Sampling Survey, Sampling vs. Complete enumeration: Sampling units and Sampling frame, Precision and efficiency of estimators. Types of Sampling Methods: Probability Sampling, Non-Probability Sampling: Convenience, Purposive, Quota, Voluntary and Snowball Sampling.	06
II	Simple Random sampling with and without replacement, Use of random number tables in selection of simple random sample, Estimation of population mean and proportion, Derivation of expression for variance of these estimators, Estimation of variances.	08
III	Stratified random sampling, Problem of allocation, proportional allocation, optimum allocation. Derivation of the expressions for the standard error of the usual estimators when these allocations are used. Comparison between SRS & Stratified Sampling in terms of Variance	08



IV	Systematic Sampling: Estimation of Population mean and Population total, standard errors of these estimators.	08
----	---	----

Part-B: Sampling Distributions and Theory of Estimation		
V	Sampling Distributions: The concept of sampling distribution, Parameter, Statistic and Standard error. The sampling distribution for the sum of independent random variables of Binomial, Poisson and Normal distributions.	04
VI	Central limit theorem (Statement only), Sampling distribution of Z, t, F, and chi-square without derivations, Simple properties of these distributions and their interrelationship.	08
VII	Point estimation: Characteristics of a good estimator: Unbiasedness, consistency, sufficiency and efficiency. Problems and examples, Interval estimation.	10
VIII	Method of Maximum Likelihood and properties of maximum likelihood estimators (without proof), Method of least squares and methods of moments for estimation of parameters.	08

Handwritten signature

Suggested Readings:**Part-A**

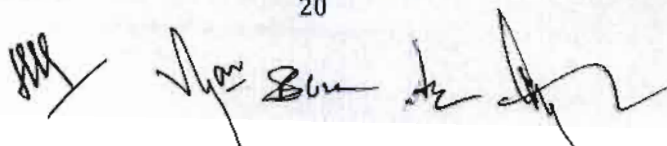
- Ardilly, P. and Yves T. (2006). Sampling Methods: Exercise and Solutions. Springer.
- Cochran, W.G. (2007). Sampling Techniques. (Third Edition). John Wiley & Sons, New Delhi.
- Cochran, W.G. (2008). Sampling Techniques (3rd ed.), Wiley India.
- Des Raj. (1976). Sampling Theory. Tata McGraw Hill, New York. (Reprint 1979).
- DesRaj and Chandhok, P. (1998). Sample Survey Theory, Narosa Publishing House.
- Gupta, S.C. and Kapoor, V.K. (2000). Fundamentals of Mathematical Statistics (10th ed.), Sultan Chand and Sons.
- Mukhopadyay, P. (2007). Survey Sampling. Narosa Publisher, New Delhi.
- Murthy, M. N. (1977). Sampling Theory and Statistical Methods. Statistical Pub. Society, Kolkata.
- Singh, D. and Choudhary, F.S. (1977). Theory and Analysis of Sample Survey Designs. Wiley Eastern Ltd, New Delhi. (Reprint 1986)
- Sukhatme, P.V. and Sukhatme, B.V. (1970). Sampling Theory Surveys with Applications (Second Edition). Iowa State University Press.
- Sukhatme, P.V., Sukhatme, B.V., Sukhatme, S. & Asok, C. (1984): Sampling Theories of Survey with Applications, IOWA State University Press and ISAS.
- Thompson, S.K. (2012). Sampling. John Wiley & Sons.

Part-B

- Ferund J.E (2001) : Mathematical Statistics, Prentice Hall of India.
- Freedman, D., Pisani, R. and Purves, R. (2014). Statistics. 4th Edition. Norton & Comp.
- Goon, A.M., Gupta, M.K. & Dasgupta, B. (2002). Fundamentals of Statistics, Vol. 1, , Kolkata, The World Press.
- Gupta, S.C. and Kapoor, V.K. (2000). Fundamentals of Mathematical Statistics (10th ed.), Sultan Chand and Sons.
- Hanagal, D. D. (2009). Introduction to Applied Statistics: A Non-Calculus Based Approach. Narosa Publishing Comp. New Delhi.
- Hogg, R.V., McKean, J.W. & Craig, A.T. (2009). Introduction to Mathematical Statistics (6th ed.), Pearson.
- Kendall, M.G. and Stuart, A. (1979). The Advanced Theory of Statistics, Vol.2. Inference and Relationship. 4th Edition. Charles Griffin & Comp.
- Kendall, M.G., Stuart, A. and Ord, J.K. (1994). The Advanced Theory of Statistics, Vol. 1. Distribution Theory. 6th Edition. Halsted Press (Wiley Inc.).
- Kenney, J.F. and Keeping, E.S. (1947). Mathematics of Statistics. Part I. 2nd Edition. Chapman & Hall.
- Kenney, J.F. and Keeping, E.S. (1951). Mathematics of Statistics. Part II. 2nd Edition. Chapman & Hall.
- Mood A.M., Graybill F.A. and Boes D.C. (2007). Introduction to the Theory of Statistics (3rd ed.), New Delhi, Tata McGraw Hill Publishing Co. Ltd.
- Tanner, M. (1990). An Investigation for a Course in Statistics. McMillan, New York.
- Tanur, J.M. (1989) Statistics. A Guide to the Unknown. 3rd Edition, Duxbury Press.
- Yule, G.U. and Kendall, M.G. (1973). An Introduction to the Theory of Statistics. 14th Edition. Charles Griffin & Comp.

Suggested Online Links/ Readings:

- <http://heecontent.upsdc.gov.in/SearchContent.aspx>
- <https://swayam.gov.in/explorer?searchText=statistics>
- <https://nptel.ac.in/course.html>
- <https://www.edx.org/search?q=statistics>
- <https://www.coursera.org/search?query=statistics&>



This course can be opted as a minor elective by the students of following subjects: Open to all (Other Faculty)

Suggested Continuous Evaluation Methods:

Continuous Internal Evaluation shall be based on allotted Assignment and Class Tests.
The marks shall be as follows:

Quiz/ Assignment	(05 marks)
Class Test-I	(10 marks)
Class Test-II	(10 marks)

Handwritten signature: SK Sharma

Programme/Class: Diploma	Year: Second	Semester: Third
Subject: STATISTICS		
Course Code: - B060302P	Course Title: Sampling Techniques Lab	
Course outcomes: After completing this course a student will have: <ol style="list-style-type: none"> 1. Ability to draw a simple random sample with the help of table of random numbers. 2. Ability to estimate population means and variance in simple random sampling. 3. Ability to deal with problems based on Stratified random sampling for population means (proportional and optimum allocation). 4. Ability to deal with problems based on Systematic random sampling 		
Credits: 02	Core: Compulsory	
Max. Marks: 25+75	Min. Passing Marks:	
Total No. of Lectures-Tutorials-Practical (in hours per week): 0-0-4.		
	Topic	No. of Lectures
	<ol style="list-style-type: none"> 1. Problems based on drawing a simple random sample with the help of table of random numbers. 2. Problems based on estimation of population means and variance in simple random sampling. 3. Problems based on Stratified random sampling for population means (proportional and optimum allocation). 4. Problems based on Systematic random sampling 	60
Suggested Readings: As suggested for paper code B060301T.		
Suggested Continuous Evaluation Methods: Continuous Internal Evaluation shall be based on Practical File/Record, Class Activities and Overall performance. The marks shall be as follows:		
Practical File/Record	(10 marks)	
Class Interaction	(05 marks)	
Report Preparation/ Presentation	(10 marks)	
Suggested Practical Examination Evaluation Methods: (75 Marks) Practical Examination Evaluation shall be based on Viva-voce and Practical Exercises. The marks shall be as follows:		
Practical Exercise (Major) 01 x 25 Marks	25 Marks	
Practical Exercise (Minor) 02 x 15 Marks	30 Marks	
Viva-voce	20 Marks	
There shall be 04-05 Practical Exercises in Examination comprising 01 as Major (Compulsory) and 03-04 as Minor (Students have to attend any 02).		
Course prerequisites: To study this course, a student must have opted/passed the paper code B060301T.		
Further Suggestions: In practical classes a series of lectures for any statistical software may be organized for students and they may be asked to use it to perform practical problems assigned to them.		

--

Programme/Class: Diploma	Year: Second	Semester: Fourth
---------------------------------	---------------------	-------------------------

Subject: STATISTICS

Course Code: -B060401T	Course Title: Testing of Hypothesis and Applied Statistics
-------------------------------	---

<p>Course outcomes: After completing this course a student will have:</p> <ul style="list-style-type: none"> ✓ Knowledge of the terms like null and alternative hypotheses, two-tailed and one-tailed alternative hypotheses, significant and insignificant, level of significance and confidence, p value etc. ✓ Ability to understand the concept of MP, UMP and UMPU tests ✓ Ability to understand under what situations one would conduct the small sample and large sample tests (in case of one sample and two sample tests). ✓ Familiarity with different aspects of Applied Statistics and their use in real life situations. ✓ Ability to understand the concept of Time series along with its different components. ✓ Knowledge of Index numbers and their applications along with different types of Index numbers. ✓ Familiarity with various demographic methods and different measures of mortality and fertility. ✓ Ability to understand the concept of life table and its construction. ✓ Knowledge to understand the concept of statistical quality control and different control charts for variables and attributes.

Credits: 04	Core: Compulsory
--------------------	-------------------------


Max. Marks: 25+75	Min. Passing Marks:
--------------------------	----------------------------------

Total No. of Lectures-Tutorials-Practical (in hours per week): 4-0-0.
--

Unit	Topic	No. of Lectures
------	-------	-----------------

Part-A: Testing of Hypothesis and Tests of Significance		
--	--	--

I	Statistical Hypothesis (Simple and Composite), Testing of hypothesis. Type -I and Type - II errors, Significance level, p-values	08
II	Neyman-Pearson Lemma, Power of a test, Definitions of Most Powerful (MP), Uniformly Most Powerful (UMP) and Uniformly Most Powerful Unbiased (UMPU) tests.	08
III	Test of significance: Large sample tests for (Attributes and Variables) proportions and means (i) for one sample (ii) for two samples.	06
IV	Small sample test based on t, F and chi-square distributions.	08



 23

Part-B: Applied Statistics		
V	Introduction & Definition of Time Series, its different components, illustrations, additive and multiplicative models. Determination of trend by free hand curve, semi average method, moving average method, method of least squares, Analysis of Seasonal Component by Simple average method, Ratio to moving Average, Ratio to Trend, Link relative method.	09
VI	Index number - its definition, application of index number, price relative and quantity or volume relatives, link and chain relative, problem involved in computation of index number, use of averages, simple aggregative and weighted average method. Laspeyre's, Paasche's and Fisher's index number, time and factor reversal tests of index numbers, consumer price index.	09
VII	Vital Statistics: Measurement of Fertility- Crude birth rate, general fertility rate, age-specific birth rate, total fertility rate, gross reproduction rate, net reproduction rate, standardized death rates Complete life table, its main features and construction.	06
VIII	Introduction to Statistical Quality Control, Process control, tools of statistical quality control, 3σ control limits, Principle underlying the construction of control charts. Control charts for variables, ' \bar{X} ' and 'R' charts, construction and interpretation, Control charts for attributes 'p' and 'c' charts, construction and interpretation.	06

Handwritten signature

Suggested Readings:**Part A**

- Ferund J.E (2001) : Mathematical Statistics, Prentice Hall of India.
- Freedman, D., Pisani, R. and Purves, R. (2014). Statistics. 4th Edition. Norton & Comp.
- Goon, A.M., Gupta, M.K. & Dasgupta, B. (2002). Fundamentals of Statistics, Vol. I , Kolkata, The World Press.
- Gupta, S.C. and Kapoor, V.K. (2000). Fundamentals of Mathematical Statistics (10th ed.), Sultan Chand and Sons.
- Hangal, D. D. (2009). Introduction to Applied Statistics: A Non-Calculus Based Approach. Narosa Publishing Comp. New Delhi.
- Hogg, R.V., McKean, J.W. & Craig, A.T. (2009). Introduction to Mathematical Statistics (6th ed.), Pearson.
- Kendall, M.G. and Stuart, A. (1979). The Advanced Theory of Statistics, Vol.2. Inference and Relationship. 4th Edition. Charles Griffin & Comp.
- Kendall, M.G., Stuart, A. and Ord, J.K. (1994). The Advanced Theory of Statistics, Vol. 1. Distribution Theory. 6th Edition. Halsted Press (Wiley Inc.).
- Kenney, J.F. and Keeping, E.S. (1947). Mathematics of Statistics. Part I. 2nd Edition. Chapman & Hall.
- Kenney, J.F. and Keeping, E.S. (1951). Mathematics of Statistics. Part II. 2nd Edition. Chapman & Hall.
- Mood A.M., Graybill F.A. and Boes D.C. (2007). Introduction to the Theory of Statistics (3rd ed.), New Delhi , Tata McGraw Hill Publishing Co. Ltd.
- Tanner, M. (1990). An Investigation for a Course in Statistics. McMillan, New York.
- Tanur, J.M. (1989) Statistics. A Guide to the Unknown. 3rd Edition, Duxbury Press.
- Yule, G.U. and Kendall, M.G. (1973). An Introduction to the Theory of Statistics.14th Edition. Charles Griffin & Comp.

Part B

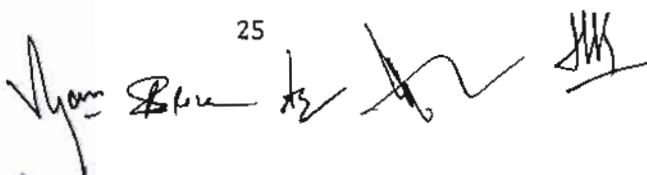
- Croxtan F.E., Cowden D.J. and Klein, S. (1973). Applied General Statistics(3rd ed.), Prentice Hall of India Pvt. Ltd.
- Gupta, S.C. and Kapoor, V.K. (2008). Fundamentals of Applied Statistics (4th ed.), Sultan Chand and Sons.
- Montgomery D.C. (2009) : Introduction to Statistical Quality Control (6th ed.), Wiley India Pvt. Ltd.
- Mukhopadhyay, P (2011): Applied Statistics, 2nd edition revised reprint, Books and Allied (P) Ltd.

Books in Hindi Language.

के एन नागर (2015): सांख्यिकी के मूल तत्व, मीनाक्षी प्रकाशन.

Suggested Online Links/ Readings:

- <http://heecontent.upsdc.gov.in/SearchContent.aspx>
- <https://swayam.gov.in/explorer?searchText=statistics>
- <https://nptel.ac.in/course.html>
- <https://www.edx.org/search?q=statistics>
- <https://www.coursera.org/search?query=statistics&>



This course can be opted as a minor elective by the students of following subjects: Open to all (Other Faculty)

Suggested Continuous Evaluation Methods:

Continuous Internal Evaluation shall be based on allotted Assignment and Class Tests.
The marks shall be as follows:

Quiz/ Assignment	(05 marks)
Class Test-I	(10 marks)
Class Test-II	(10 marks)

Handwritten signatures and initials:

Programme/Class: Diploma	Year: Second	Semester: Fourth
Subject: STATISTICS		
Course Code: -B060402P	Course Title: Tests of Significance and Applied Statistics Lab	
Course outcomes: After completing this course a student will have: <ol style="list-style-type: none"> 1. Ability to conduct test of significance based on t, F tests and Chi-square test. 2. Ability to deal with problems based on large sample tests. 3. Ability to deal with problems based on time series and calculation of its different components for forecasting. 4. Ability to deal with problems based on Index number. 5. Acquire knowledge about measurement of mortality and fertility. 6. Ability to deal with problems based on life table. 7. Ability to work with control charts for variables and attributes and draw inferences. 		
Credits: 02	Core: Compulsory	
Max. Marks: 25+75	Min. Passing Marks:	
Total No. of Lectures-Tutorials-Practical (in hours per week): 0-0-4.		
	Topic	No. of Lectures
	<ol style="list-style-type: none"> 1. Problems based on t - test. 2. Problems based on F-test. 3. Problems based on Chi-square test. 4. Problems based on calculation of power function. 5. Problems based on large sample tests. 6. Problems based on time series and its different components 7. Problems based on Index number. 8. Problems based on measurement of mortality and fertility. 9. Problems based on life table. 10. Problems based on control charts for variables and attributes. 	60



Suggested Readings:

As suggested for paper code B060401T.

Suggested Continuous Evaluation Methods:

Continuous Internal Evaluation shall be based on Practical File/Record, Class Activities and Overall performance. The marks shall be as follows:

Practical File/Record	(10 marks)
Class Interaction	(05 marks)
Report Preparation/ Presentation	(10 marks)

Suggested Practical Examination Evaluation Methods: (75 Marks)

Practical Examination Evaluation shall be based on Viva-voce and Practical Exercises. The marks shall be as follows:

Practical Exercise (Major) 01 x 25 Marks	25 Marks
Practical Exercise (Minor) 02 x 15 Marks	30 Marks
Viva-voce	20 Marks

There shall be 04-05 Practical Exercises in Examination comprising 01 as Major (Compulsory) and 03-04 as Minor (Students have to attend any 02).


Course prerequisites: To study this course, a student must have opted/passed the paper code B060401T.

Further Suggestions:

Students may be asked to perform practical problems assigned to them by using MS-Excel/any Statistical software.

SM *Vijay* *Blue* *Dr* *Dr*

Programme/Class: B.Sc.	Year: Third	Semester: Fifth
Subject: STATISTICS		
Course Code:- B060501T	Course Title: Multivariate Analysis and Non-parametric Methods	
Course outcomes:		
After completing this course a student will have:		
<ul style="list-style-type: none"> ✓ Ability to understand the basic concepts of matrices in order to study multivariate distribution. ✓ Ability to understand bivariate normal distribution and its applications ✓ Knowledge of the applications of multivariate normal distribution and Maximum Likelihood estimates of mean vector and dispersion matrix. ✓ Ability to apply distribution free tests (Non-parametric methods) for one and two sample cases. 		
Credits: 04		Core: Compulsory
Max. Marks: 25+75		Min. Passing Marks:
Total No. of Lectures-Tutorials-Practical (in hours per week): 4-0-0.		
Unit	Topic	No. of Lectures
I	Elementary operations on Matrices, Rank of Matrix, Row and Column Rank, Inverse of a matrix. Eigen values and Eigen vectors.	08
II	Introduction to multivariate analysis, Uses and applications of multivariate analysis, Bivariate normal distribution: definition and Simple properties.	07
III	Multivariate Normal Distribution, Marginal and Conditional Distributions, Characteristics functions	08
IV	Maximum Likelihood Estimation of Mean vector and Dispersion matrix and their Independence sufficient statistics of these estimates.	07
V	Concepts and definitions of Multiple and Partial correlations and Multiple Regressions for three variables only (with their practical applications)	08
VI	Non-parametric tests, Tests for location and symmetry, One sample tests: Sign test, Wilcoxon Signed rank tests.	07
VII	Tests for randomness: Run test, Test for goodness of fit.	07
VIII	Two sample tests: Median Test, Kolmogorov - Smirnov's test and Mann-Whitney U test.	08



Suggested Readings:

Anderson, T.W. (2003): An Introduction to Multivariate Statistical Analysis, 3rdEdn., John Wiley

Muirhead, R.J. (1982): Aspects of Multivariate Statistical Theory, John Wiley.

Kshirsagar, A.M. (1972): Multivariate Analysis, 1stEdn. Marcel Dekker.

Johnson, R.A. And Wichern, D.W. (2007): Applied Multivariate Analysis, 6thEdn., Pearson & Prentice Hall

Mukhopadhyay, P.: Mathematical Statistics.

Goon, A.M., Gupta, M.K. and Dasgupta, B. (2002): Fundamentals of Statistics, Vol. I, 8th Edn. The World Press, Kolkata.

Gibbons, J. D. and Chakraborty, S (2003): Nonparametric Statistical Inference. 4th Edition. Marcel Dekker, CRC.

Rohatgi, V. K. and Saleh, A.K. Md. E. (2009): An Introduction to Probability and Statistics. 2nd Edn. (Reprint) John Wiley and Sons.

Suggested Online Links/ Readings:

<http://heecontent.upsdc.gov.in/SearchContent.aspx>

<https://swayam.gov.in/explorer?searchText=statistics>

<https://nptel.ac.in/course.html>

<https://www.edx.org/search?q=statistics>

<https://www.coursera.org/search?query=statistics&>

Suggested Continuous Evaluation Methods:

Continuous Internal Evaluation shall be based on allotted Assignment and Class Tests.
The marks shall be as follows:

Quiz/ Assignment	(05 marks)
Class Test-I	(10 marks)
Class Test-II	(10 marks)

Course prerequisites: To study this course, a student must have opted/passed the paper code B060301T and B060401T.

Programme/Class: B.Sc.	Year: Third	Semester: Fifth
Subject: STATISTICS		
Course Code: -B060502T	Course Title: Analysis of Variance and Design of Experiment	
Course outcomes:		
After completing this course a student will have:		
<ul style="list-style-type: none"> ✓ Knowledge of the concept of Analysis of Variance (ANOVA). ✓ Ability to carry out the ANOVA for One way and Two way Classification. ✓ Ability to carry out the post-hoc analysis. ✓ Knowledge of the concept of Design of experiment and its basic principles. ✓ Ability to perform the basic symmetric designs CRD, RBD and LSD with and without missing observations. ✓ Knowledge of the concept of factorial experiments and their practical applications. 		
Credits: 04		Core: Compulsory
Max. Marks: 25+75		Min. Passing Marks:
Total No. of Lectures-Tutorials-Practical (in hours per week): 4-0-0.		
Unit	Topic	No. of Lectures
I	Definition of Analysis of Variance, Assumptions and Limitations of ANOVA, One way classification.	08
II	Two way classification with one observation per cell. Multiple comparison tests using critical difference criteria.	08
III	Principles of Design of Experiment: Randomization, Replication and Local Control, Choice of size and type of a plot using uniformity trials.	07
IV	Completely Randomized Design (CRD), Concept and definition, statistical analysis of CRD, Merits and demerits.	07
V	Randomized Block Design (RBD), Concept and definition of efficiency of design, Comparison of efficiency between CRD and RBD.	07
VI	Latin Square Design (LSD), Lay-out, ANOVA table, Comparison of efficiencies between LSD and RBD; LSD and CRD	08
VII	Missing plot technique: Estimation of missing plots by minimizing error sum of squares in RBD and LSD with one missing observation.	07
VIII	Factorial Experiments: General description of factorial experiments, 2^2 , 2^3 and 2^n factorial experiments arranged in RBD and LSD, Definition of Main effects and Interactions in 2^2 and 2^3 factorial experiments,	08



Suggested Readings:

- Cochran, W. G. and Cox, G. M. (1957). Experimental Design. John Wiley & Sons, New York.
- Cochran, W.G. and Cox, G.M. (1959). Experimental Design, Asia Publishing House
- Das, M. N. and Giri, N. S. (1986). Design and Analysis of Experiments (2nd Edition). Wiley.
- Dean, A. and Voss, D. (1999). Design and Analysis of Experiments. Springer-Verlag, New York.
- Federer, W.T. (1955). Experimental Design: Theory and Applications. Oxford & IBH Publishing Company, Calcutta, Bombay and New Delhi.
- Joshi, D.D. (1987). Linear Estimation and Design of Experiments. New Age International (P) Ltd. New Delhi.
- Kemphorne, O. (1965). The Design and Analysis of Experiments, John Wiley
- Montgomery, D.C. (2008). Design and Analysis of Experiments, John Wiley
- Montgomery, D.C. (2017). Design and analysis of Experiments, 9th Edition. John Wiley & Sons.

Suggested Online Links/ Readings:

- <http://heecontent.upsdc.gov.in/SearchContent.aspx>
- <https://swayam.gov.in/explorer?searchText=statistics>
- <https://nptel.ac.in/course.html>
- <https://www.edx.org/search?q=statistics>
- <https://www.coursera.org/search?query=statistics&>

Suggested Continuous Evaluation Methods:

Continuous Internal Evaluation shall be based on allotted Assignment and Class Tests.
The marks shall be as follows:

Quiz/ Assignment	(05 marks)
Class Test-I	(10 marks)
Class Test-II	(10 marks)

[Handwritten signature]

Programme/Class: B.Sc.	Year: Third	Semester: Fifth
Subject: STATISTICS		
Course Code: -B060503P	Course Title: Non-parametric Methods and DOE Lab	
Course outcomes: After completing this course a student will have: <ol style="list-style-type: none"> 1. Ability to conduct test of significance based non-parametric tests. 2. Ability to deal with multivariate data. 3. Ability to perform ANOVA for one way and two classification. 4. Ability to perform post-hoc analysis. 5. Ability to conduct analysis of CRD, RBD and LSD with and without missing observations. 		
Credits: 02		Core: Compulsory
Max. Marks: 25+75		Min. Passing Marks:
Total No. of Lectures-Tutorials-Practical (in hours per week): 0-0-4.		
	Topic	No. of Lectures
	<ol style="list-style-type: none"> 1. Problems based on Non-parametric tests for one sample. 2. Problems based on Non-parametric tests for two samples. 3. Problems based on Rank and Inverse of a matrix. 4. Problems based on Mean vector and Dispersion matrix of a multivariate normal distribution. 5. Problems based on Analysis of variance in one-way and two-way classification. 6. Problems based on Analysis of a Latin square design. 7. Problems based on Analysis of variance in RBD and LSD with one missing observation. 	60



Suggested Readings:

As suggested for paper code B060501T and B060502T.

Suggested Continuous Evaluation Methods:

Continuous Internal Evaluation shall be based on Practical File/Record, Class Activities and Overall performance. The marks shall be as follows:

Practical File/Record	(10 marks)
Class Interaction	(05 marks)
Report Preparation/ Presentation	(10 marks)

Suggested Practical Examination Evaluation Methods: (75 Marks)

Practical Examination Evaluation shall be based on Viva-voce and Practical Exercises.

The marks shall be as follows:

Practical Exercise (Major) 01 x 25 Marks	25 Marks
Practical Exercise (Minor) 02 x 15 Marks	30 Marks
Viva-voce	20 Marks

There shall be 04-05 Practical Exercises in Examination comprising 01 as Major (Compulsory) and 03-04 as Minor (Students have to attend any 02).


Course prerequisites: To study this course, a student must have opted/passed the paper code B060501T and B060502T.

Further Suggestions:

Students may be asked to perform practical problems assigned to them by using MS-Excel/any Statistical software.

Handwritten signatures and text:
JMS, Vyan, Blue by [signature]

Programme/Class: B.Sc.	Year: Third	Semester: Sixth
Subject: STATISTICS		
Course Code: -B060601T	Course Title: Statistical Computing and Introduction to Statistical Software	
Course outcomes: After completing this course a student will have: ✓ Basic Knowledge of Excel and R programming with some basic notions for developing their own simple programs and visualizing graphics in R and Excel. ✓ Ability to perform data analysis for both univariate and multivariate data sets using R as well as Excel.		
Credits: 04		Core: Compulsory
Max. Marks: 25+75		Min. Passing Marks:
Total No. of Lectures-Tutorials-Practical (in hours per week): 4-0-0.		
Unit	Topic	No. of Lectures
I	Introduction to Computer: Generation of Computer, Basic Structure of Computer, Digital computer and its peripherals, number systems (Binary, Octal, Hexadecimal Systems). Flow chart for simple statistical problems.	08
II	Solid Understanding of Basics Excel:- Getting Start with Excel, Working with Cell and Ranges, Data Entry & Editing, Number formatting, delete, insert and adjust cells, columns and rows, Preview and print workbook.	06
III	Custom Fill, Autofill, Flash Fill, Date & Time, Data Formatting, Sort & Filter, Grouping Sheets, Managing worksheets- Changing Name, Colour, Add, Delete, Hide/Unhide, Worksheet Views- Comparing Sheet Side by Side, Splitting Sheet into Panes, freezing Panes,	06
IV	Using Excel: Basic Mathematical functions, Graphs, Descriptive Statistics, Analysis of Variance (One-way & Two way ANOVA), Karl Pearson correlation coefficient, Regression Analysis.	10
V	Introduction to R Programming and R Studio, Installing R, R as a calculator. Creating a data set, Understanding a data set, Data structure: Vectors, Matrices, Arrays, Data Frames, Factors and Lists	08
VI	Data inputs: Entering data from the keyboard, Importing Data, creating new variables, recoding variable, renaming variables,	07
VII	Graphs using R; Inferential Statistics- Parametric test: Test for Normality, t-test for single mean, t-test for difference between means, paired t-test.	08
VIII	Using R: Wilcoxon signed rank sum test, Mann Whitney U test, Kolmogorov-Smirnov Test for normality, Analysis of Variance (One- way & Two way ANOVA), Karl Pearson correlation coefficient, Regression Analysis.	07



Suggested Readings:

Chambers, J. (2008). Software for Data Analysis: Programming with R, Springer.

Crawley, M.J. (2017). The R Book, John Wiley & Sons.

Eckhouse, R.H. and Morris, L.R. (1975). Minicomputer Systems Organization, Programming and Applications, Prentice-Hall.

Matloff, N. (2011). The Art of R Programming, No Starch Press, Inc.

Eckhouse, R.H. and Morris, L.R. (1975). Minicomputer Systems Organization, Programming and Applications, Prentice-Hall.

Great Harvey (2019): Excel 2019 all in one, John Wiley & Sons.

Suggested Online Links/ Readings:

<http://heecontent.upsdc.gov.in/SearchContent.aspx>

<https://swayam.gov.in/explorer?searchText=statistics>

<https://nptel.ac.in/course.html>

<https://www.edx.org/search?q=statistics>

<https://www.coursera.org/search?query=statistics&>

Suggested Continuous Evaluation Methods:

Continuous Internal Evaluation shall be based on allotted Assignment and Class Tests.
The marks shall be as follows:

Quiz/ Assignment	(05 marks)
Class Test-I	(10 marks)
Class Test-II	(10 marks)

Handwritten signature and text:
S/S
Vijay Kumar

Programme/Class: B.Sc.	Year: Third	Semester: Sixth
Subject: STATISTICS		
Course Code: -B060602T	Course Title: Operations Research	
Course outcomes: After completing this course a student will have: <ul style="list-style-type: none"> ✓ An idea about the historical background and need of Operations research. ✓ Ability to identify and develop operational research models from the verbal description of the real life problems. ✓ Knowledge of the mathematical tools that are needed to solve optimization problems. ✓ Ability of solving Linear programming problem, Transportation and Assignment problems, Job sequencing, etc. ✓ Ability to solve the problems based on Game Theory. 		
Credits: 04		Core: Compulsory
Max. Marks: 25+75		Min. Passing Marks:
Total No. of Lectures-Tutorials-Practical (in hours per week): 4-0-0.		
Unit	Topic	No. of Lectures
I	History & background of OR, Applications and uses of OR in different fields, General linear programming problems and their formulations.	06
II	Solving LPP by Graphical Method Solving LPP by Simplex method.	10
III	Method Solving LPP by Big-M method and Two phase Method.	08
IV	Transportation problem: North-west corner rule, Least cost method, Vogel's approximation method. Optimum solution: Modi method.	10
V	Assignment Problem: Hungarian Method, Travelling Salesman Problem,	06
VI	Job sequencing: n jobs - 2 machines, n jobs - k machines, 2 jobs - n machines.	06
VII	Game theory: Introduction, Competitive Situations, Characteristics of Competitive Games. Rectangular game, Two-Person Zero-Sum game, minimax-maximin principle, Solution to rectangular game using graphical method	08
VIII	Dominance rule to reduce the game matrix and solution of Payoff matrix with mixed strategy.	06

Handwritten signature

Suggested Readings:

Swarup, K., Gupta P.K. and ManMohan (2007). *Operations Research* (13th ed.) , Sultan Chand & Sons.

Taha, H.A. (2007). *Operations Research: An Introduction* (8th ed.), Prentice Hall of India.

Hadley, G: (2002) : *Linear Programming*, Narosa Publications

Hillier, F.A and Lieberman, G.J. (2010): *Introduction to Operations Research- Concepts and cases*, 9th Edition, Tata McGraw Hill.

Prabhakar, P. (2013): *Operations Research: Principles and Practice*, Oxford University Press.

Gupta, R. K. (2018): *Operations Research*, Krishna Publication.

Suggested Online Links/ Readings:

<http://heecontent.upsdc.gov.in/SearchContent.aspx>

<https://swayam.gov.in/explorer?searchText=statistics>

<https://nptel.ac.in/course.html>

<https://www.edx.org/search?q=statistics>

<https://www.coursera.org/search?query=statistics&>


Suggested Continuous Evaluation Methods:

Continuous Internal Evaluation shall be based on allotted Assignment and Class Tests.
The marks shall be as follows:

Quiz/ Assignment	(05 marks)
Class Test-I	(10 marks)
Class Test-II	(10 marks)



Programme/Class: B.Sc.	Year: Third	Semester: Sixth
Subject: STATISTICS		
Course Code: -B060603P	Course Title: Operations Research and Statistical Computing Lab	
Course outcomes: After completing this course a student will have: <ol style="list-style-type: none"> 1. Knowledge of mathematical formulation of L.P.P 2. Ability of solving LPP using different methods. 3. Ability to solve Allocation Problem based on Transportation and Assignment models. 4. Ability to solve problems based on Game Theory. 5. Ability to use programming language R as Calculator. 6. Knowledge of using R in simple data analysis. 7. Able to perform statistical functions, creating graphs and statistical analysis by using Excel. 		
Credits: 02		Core: Compulsory
Max. Marks: 25+75		Min. Passing Marks:
Total No. of Lectures-Tutorials-Practical (in hours per week): 0-0-4.		
	Topic	No. of Lectures
	<ol style="list-style-type: none"> 1. Problem based on Mathematical formulation of L.P.P 2. Problem based on solving LPP using Graphical Method 3. Problem based on solving LPP using Simplex Method 4. Problem based on solving LPP using Big Mmethod involving artificial variables. 5. Allocation Problem based on Transportation model. 6. Allocation Problem based on Assignment model. 7. Problems based on Game payoff matrix. 8. Problem based on solving Graphical solution to mx2/ 2xn rectangular game. 9. Problem based on solving Mixed strategy game. 10. Problem based on application of R as Calculator. 11. Problem based on application of R in simple data analysis 12. Problem based on application of Excel in data analysis 	60



Suggested Readings:

As suggested for paper code B060601T and B060602T.

Suggested Continuous Evaluation Methods:

Continuous Internal Evaluation shall be based on Practical File/Record, Class Activities and Overall performance. The marks shall be as follows:

Practical File/Record	(10 marks)
Class Interaction	(05 marks)
Report Preparation/ Presentation	(10 marks)

Suggested Practical Examination Evaluation Methods: (75 Marks)

Practical Examination Evaluation shall be based on Viva-voce and Practical Exercises.

The marks shall be as follows:

Practical Exercise (Major) 01 x 25 Marks	25 Marks
Practical Exercise (Minor) 02 x 15 Marks	30 Marks
Viva-voce	20 Marks

There shall be 04-05 Practical Exercises in Examination comprising 01 as Major (Compulsory) and 03-04 as Minor (Students have to attend any 02).

Course prerequisites: To study this course, a student must have opted/passed the paper code B060601T and B060602T.

Important Note: The members of the Board of Studies suggested that there should be some more additional core elective courses/papers in fifth and sixth semesters, whose detailed syllabi may be developed before the start of third year of B.Sc. (Statistics).

[Handwritten signatures]

Open Elective courses for UG programmes as an optional


To be opted in First/ Third Odd Semester

Course prerequisites: To study this course, a student must have the subject Mathematics/Elementary Mathematics in class 10th.

This course can be opted as a minor elective by the students. **Open to all (Other Faculty)**

Syllabus of the course

Programme/Class: Certificate	Year: First	Semester: First
Subject: STATISTICS		
Course Code: -B060103T	Course Title: Basic Statistics	
<p>Course outcomes: After completing this course a student will have:</p> <ul style="list-style-type: none"> ✓ Ability to understand concepts of collecting Primary and Secondary data. ✓ Knowledge of methods for summarizing data sets, including common graphical tools (such as boxplots, histograms etc.). Interpret histograms and boxplots. ✓ Ability to describe data with measures of central tendency and measures of dispersion. ✓ Ability to understand the concept of probability along with basic laws and axioms of probability. ✓ Ability to understand the terms mutually exclusive and independence and their relevance. ✓ Ability to identify the appropriate method (i.e. union, intersection, conditional, etc.) for solving a problem. ✓ Ability to apply basic probability principles to solve real life problems. ✓ Ability to understand the concept of random variable (discrete and continuous), concept of probability distribution. ✓ Knowledge of the concepts of correlation and simple linear regression and Perform correlation and regression analysis. ✓ Ability to interpret results from correlation and regression 		
Credits: 04	Core: Minor Elective	
Max. Marks: 25+75	Min. Passing Marks:	
Total No. of Lectures-Tutorials (in hours per week): 04		
Part-A: Basic Statistics		
Unit	Topic	No. of Lectures
I	Primary and Secondary data and their collection, Types of classification: Chronological, Geographic, Qualitative and Quantitative, Construction of frequency distributions, Cumulative frequency distribution.	06



II	Tabulation of data, Preparing a table, Types of table, Diagrammatic representation of data using various Bar diagrams, Area diagrams, Pie chart, Graphs: Histogram, Frequency Polygon, Frequency curve, Ogive	06
III	Meaning of Measures of Central Tendency, Characteristics of a good average, Arithmetic mean, Geometric mean, Harmonic mean, Median, Mode, Partition values: Quartiles and Percentiles. Their properties, merits, demerits and applications of the above measures, Weighted Means.	08
IV	Meaning of variability or dispersion, Measures of Dispersion: Range, Quartile Deviation, Inter-quartile Range, Mean Deviation, and Standard Deviation, coefficient of variation with their merits, demerits and applications. Concepts of Skewness and Kurtosis.	08
V	Meaning of correlation, Types of correlation, Scatter diagram, Karl-Pearson correlation coefficient with its properties, Spearman's Rank Correlation.	08
VI	Meaning of Regression analysis, Lines of Regression of Y on X and of X on Y, method of Least squares, Fitting of a Straight line and Parabola, properties of Regression lines, Prediction with Regression lines.	08
VII	Sample space, Equally likely cases, Mutually exclusive cases, independent events, definitions of probability, Addition and Multiplication rules of probability, Conditional probability.	08
VIII	Definition of random variables and its probability distributions, Discrete and Continuous random variable functions of a random variable and its calculation.	08

Suggested Readings:

1. K.K. Sharma, Arun Kumar, A. Chaudhary (2006): Statistics in Management Studies, Krishna Publication Media Pvt. Ltd., Meerut.
2. S.C. Gupta (2015): Business Statistics, Sultan Chand & Sons, New Delhi.
3. S.C. Gupta, & V. K. Kapoor (2016): Fundamentals of Mathematical Statistics, Sultan Chand & Sons, New Delhi.
4. Hogg, Mckean, Craig (2007): Introduction to Mathematical Statistics, Pearson Education, Inc.
5. George W. Snedecor, William G. Cochran, (1989): Statistical Methods, Iowa State University Press, Ames, Iowa.

Suggested Continuous Evaluation Methods:

Continuous Internal Evaluation shall be based on allotted Assignment and Class Tests. The marks shall be as follows:

Quiz/ Assignment	(05 marks)
Class Test-I	(10 marks)
Class Test-II	(10 marks)

