

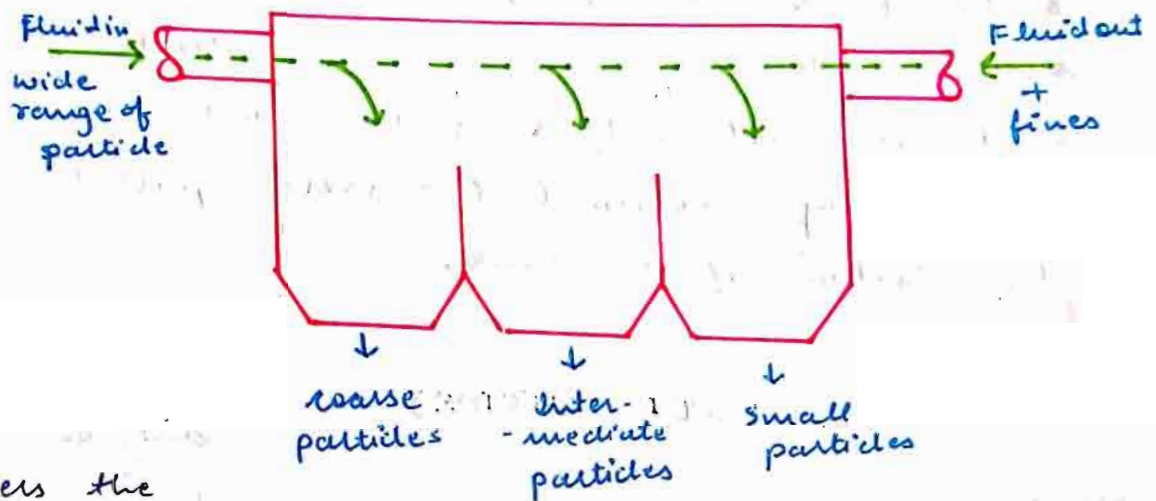
# 1 GRAVITY SETTLING TANK

## PRINCIPLE

It works on the principle of sedimentation  $\hat{=}$  gravitational force.

## CONSTRUCTION

- It consists of inlet, outlet connections
- vertical baffles



## WORKING

- Slurry feed enters the tank through an inlet connection.
- Vertical baffles placed at various distances from the inlet within the tank allow for the collection of several fractions according to the terminal velocities.
- The very fine particles are now carried away in the liquid overflow from the tank.

## (2) RAKE CLASSIFIER

### PRINCIPLE:

It depends on differences in the behaviour of particles.

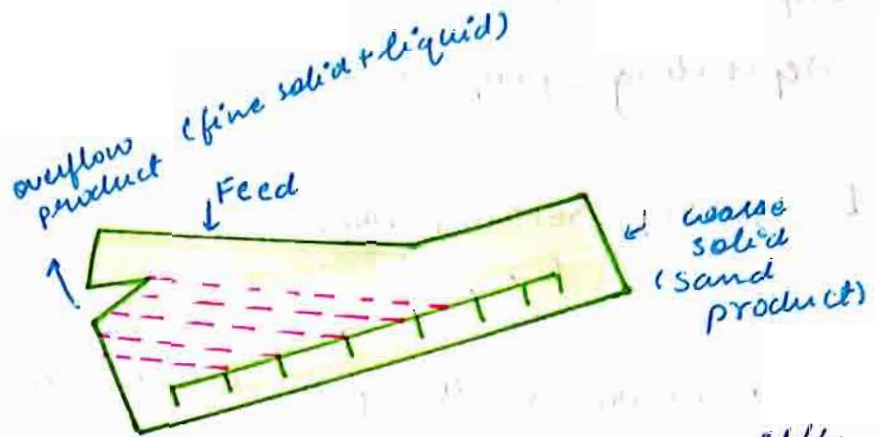
### CONSTRUCTION

It consists of

- rectangular tank
- movable rakes

### WORKING

The feed in the form of a slurry is introduced continuously, near the middle of the tank. The lower end of the tank has a weir overflow (discharge weir) from which the fines that are not settled leave with overflow liquid. The heavy material (coarser particles) sink to the bottom of the tank.



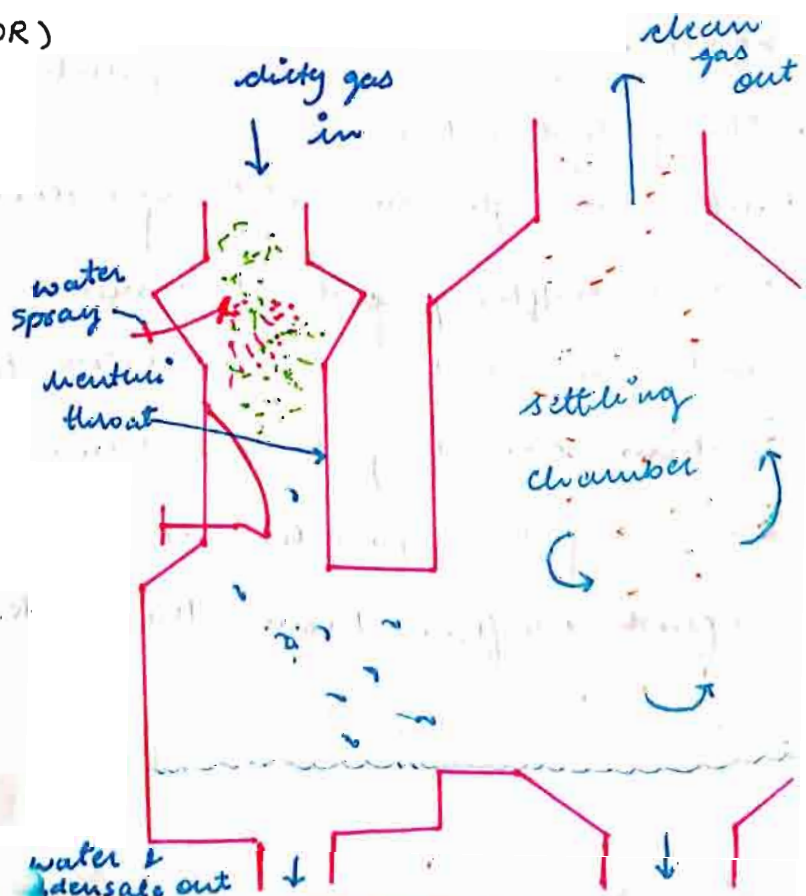
## (3) SCRUBBERS (WET COLLECTOR)

### PRINCIPLE:

It works on the principle of 'gravitational settling' and 'air-water contact'.

### CONSTRUCTION

- It consists of
- dirty gas inlet
  - water sprayer
  - venturi throat
  - settling chamber
  - water & condensate outlet



plain

The contaminated gas passes through a duct that has a venturi-shaped throat section.

- A coarse water spray is injected into the throat.
- The liquid droplets collide with the particles in the gas stream and the water and particle fall down for removal and clean gas passes through outlet.

#### 4. BAGHOUSE FILTERS (FABRIC FILTERS)

##### PRINCIPLE:

It is based on filtering rates at air to cloth ratio.

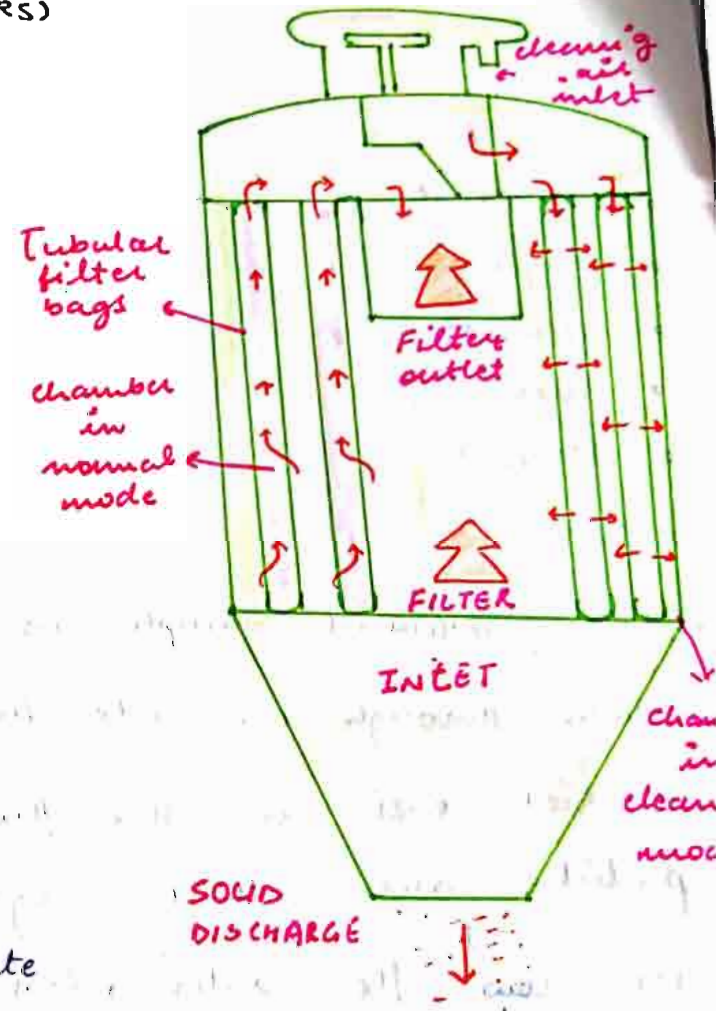
##### CONSTRUCTION

It consists of

- cleaning air inlet
- normal mode chamber
- operation mode chamber
- outlet (solid discharge)
- Filter inlet & outlet
- Tubular filter bags

##### WORKING

- The contaminated or particulate laden gas stream passes through a woven fabric.
- The particulate is passed through the fabric and the particles are retained by diffusion, direct interception or gravitational settling.





## 5) ELUTRIATION TANK

### PRINCIPLE

It filters on the basis of physical properties like size, density etc and on the process of sedimentation.

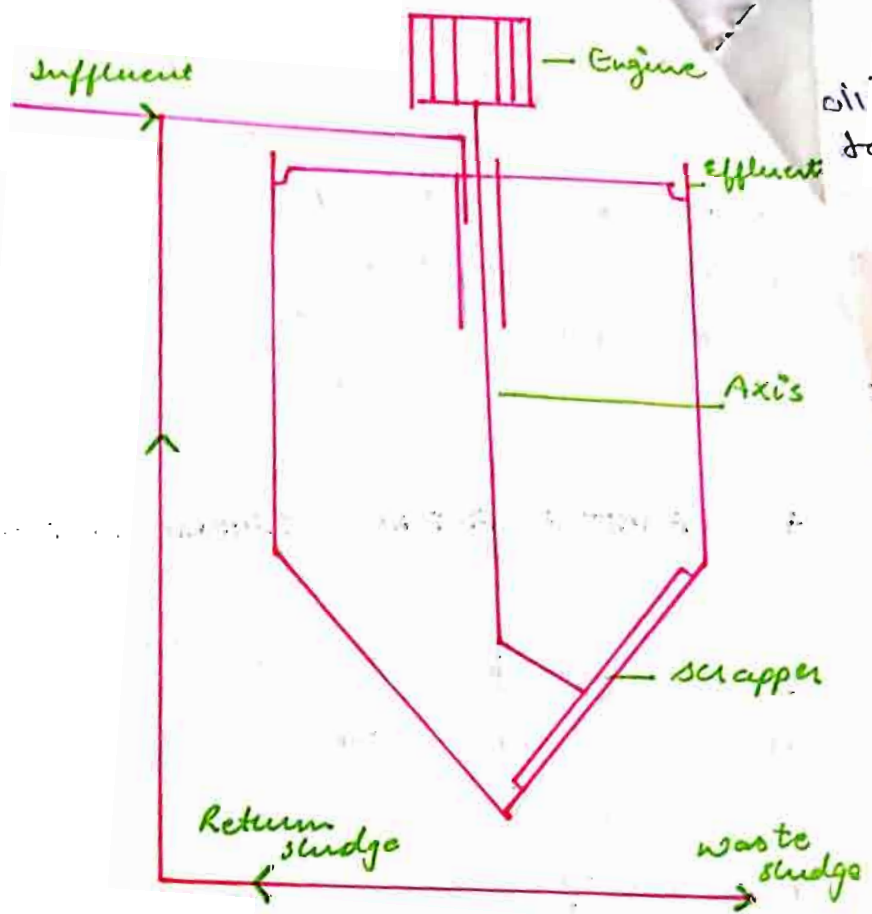
### CONSTRUCTION

It consists of

- Sludge path
- influent
- engine
- effluent
- axis
- scrapers

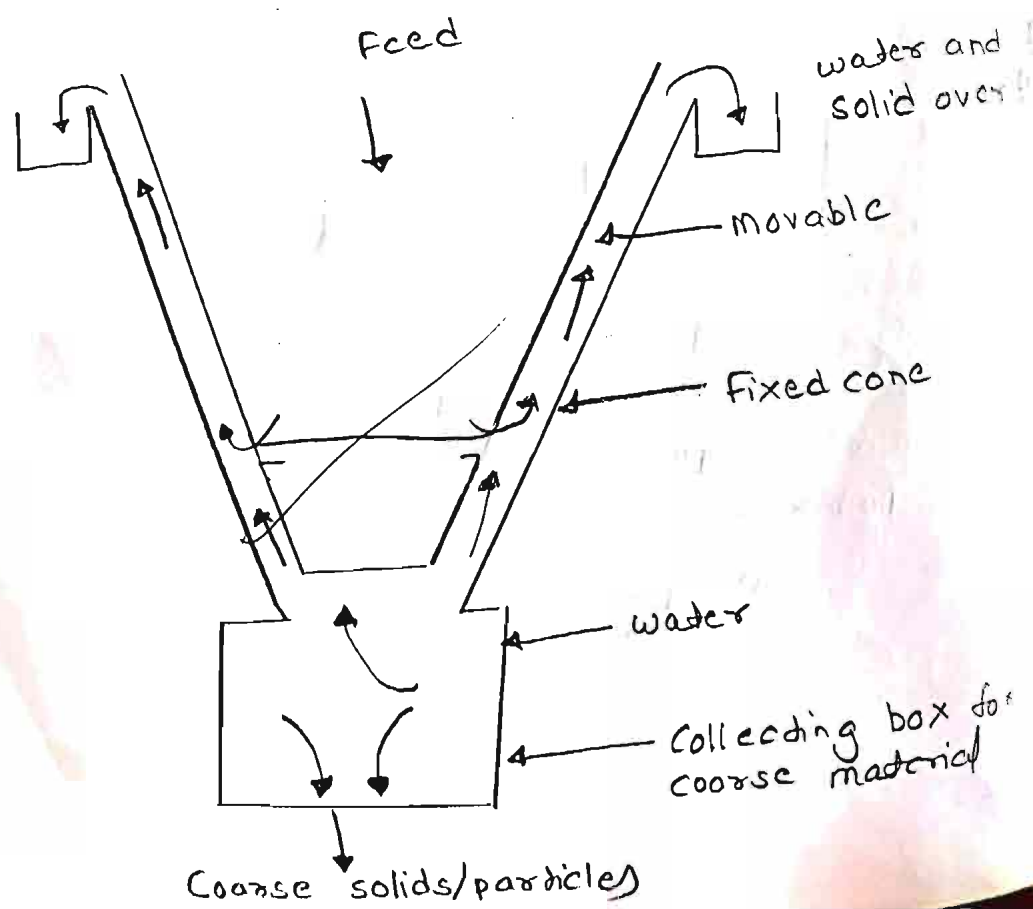
### WORKING

- The sediment sample is fed and then agitated constantly.
- Then through the side tubes, the smaller particles are carried over in the fluid stream, while the larger particles are settled against the upward current.
- For low flow rates & less dense particles, attain their terminal velocities and then get separated in overflow.



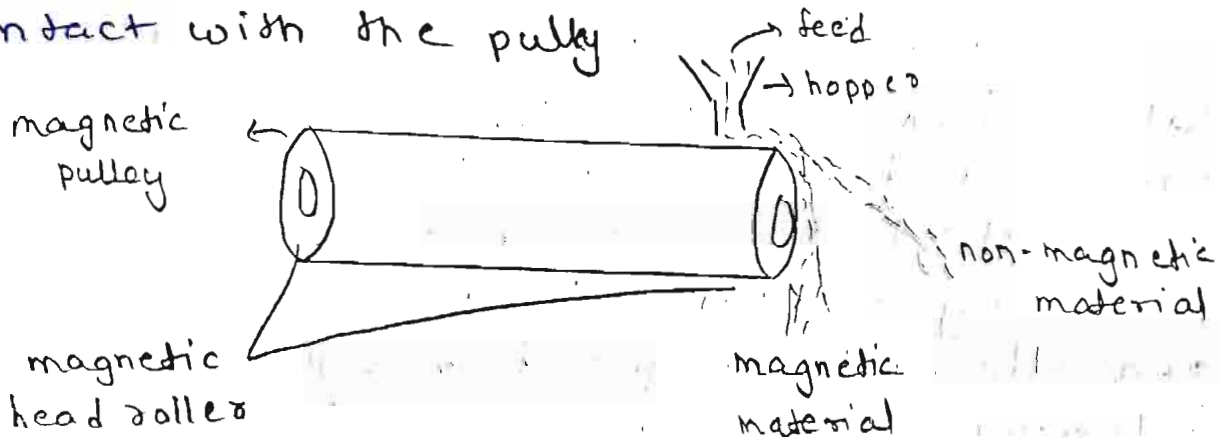
- Double-cone classifier

This classifier use hydrolyic water for classification. The feed to be seperated is feed in the form of a suspension to the centre of inner cone. It flow downward through the inner cone and out at the baffle at the bottom of the inner core. Hydrolyic water is feed near the outlet for the coarse material. The solid from the inner cone and arising steam of water are mixed below the inner cone and the flow through an angular space b/w the two cones. Classification action occurs in the angular space, the small fine particles are carried away in the over flow while the coarse particles settle against the hydrolyic water the bottom and a remove periodically.



② Magnetic Separators  $\Rightarrow$  A magnetic pulley is incorporated in a belt conveyor (carrying the charge) at the discharge end.

As the material is conveyed over this pulley, the magnetically inert material / non-magnetic material drops-off the belt (or is discharged from the belt) in a normal manner while the magnetic material drops-off the belt in a normal manner while the magnetic material adheres to the belt and falls off from the underside where the belt loses contact with the pulley.




③ Electrostatic separator

In electrostatic separator, the difference in electrical properties of different material is exploited to effect of separation.

Construction  $\Rightarrow$  It consists of grounded rotor / rotating drum, a hopper for feeding the solids, an active electrode situated / placed at a small distance from the rotating drum and collecting drum.

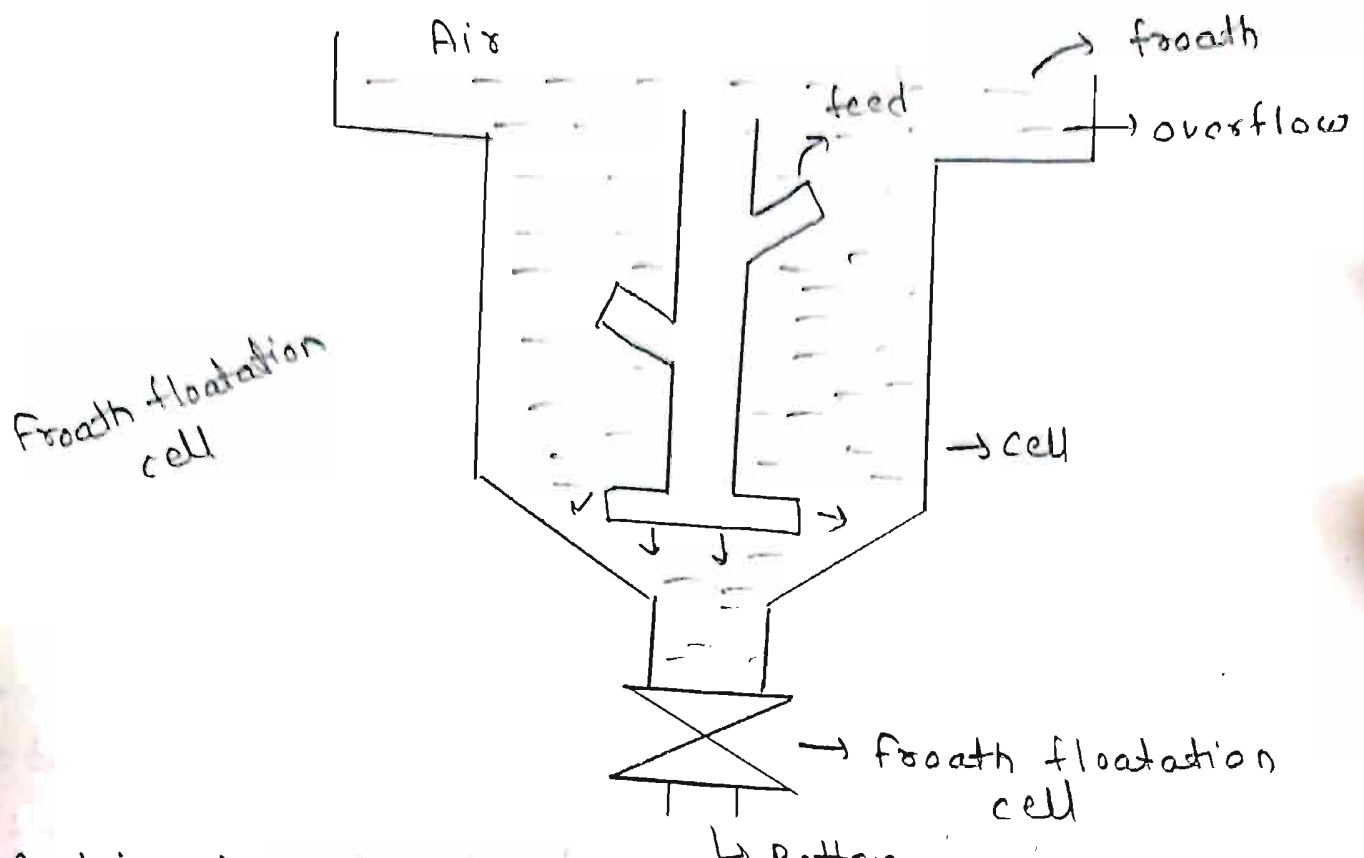




Working ⇒ The solid to be separated are fed on the rotating drum either charged or grounded from a hopper. The conductive particles in a very short time will assume the potential of rotating drum, which is opposite to the active electrode and hence, they get attracted towards the active electrode. The non-conductive material is repelled by electrode. ~~The non-conductive material~~ is repelled and attracted by the drum. The non-conductive material falls down straight whereas the influence of gravity and is collected in a separate bin.

#### ④ Froth Flotation Cell

Construction ⇒ The mechanically agitated cell consists of a tank having square or circular cross-section. It is provided with an agitator which revolyntly agitates the pulp. The air from a compressor/blower is introduced into system through a downpipe surrounding the impeller shaft. The bottom of the tank is conical and is provided with a discharge trailings. An overflow is provided at the top for emersalised froth removal.



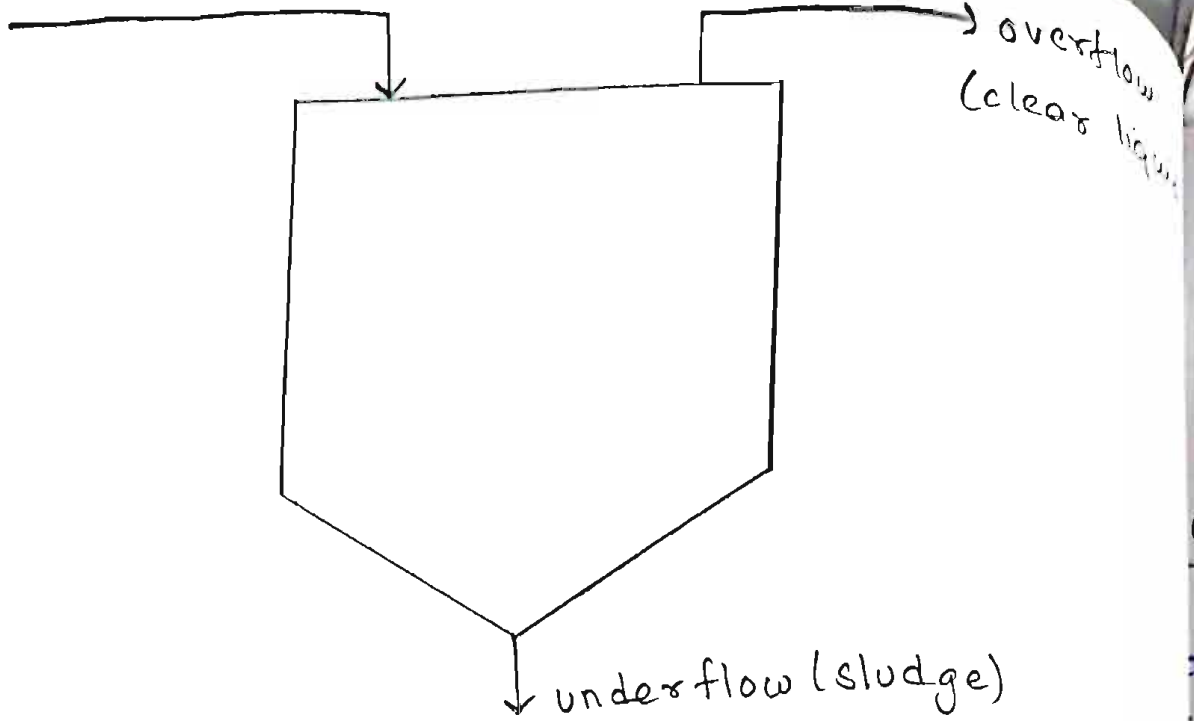
Working ⇒ Water is taken into the cell, material is feed to the cell. The promoters and froath are added. Agitators are given and air is bubbled into the form of fine bubbles. Air and particles they are discharged from the overflow. Hydrophillic particles sink to the bottom and removed from the discharge for tailings.

## 5) Thickeners

Construction ⇒ It consist of a relatively shallow tank from the top which clear liquid is taken off and the thickened liquid is withdrawn/removed from bottom. In majority, cases the conc<sup>n</sup> of a suspension is high and hindered settling takes place.



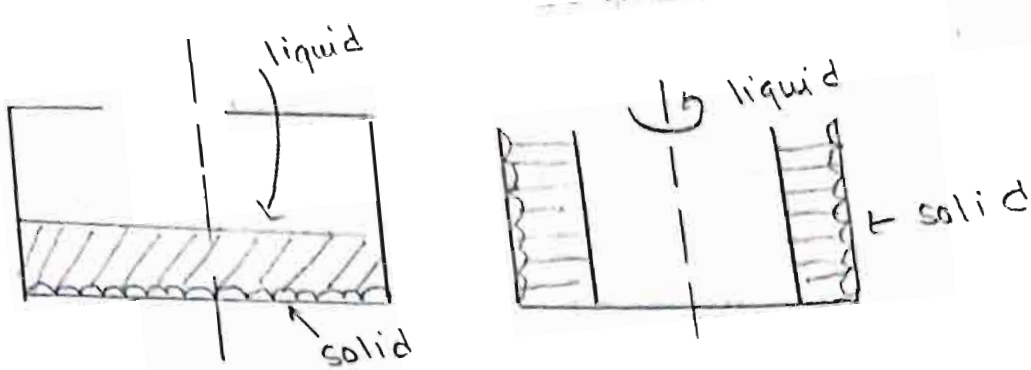
Feed



Working  $\Rightarrow$  The conc<sup>n</sup> of the suspension is high & hindered settling takes place. The rate of sedimentation can be artificially increased by the addition of coagulation agents such as alum etc which causes reduction in the viscosity of liquid. Further the thickness is frequently heaved which causes reduction in the viscosity of the liquid. Further, the thickener is frequently provided with a slow stirrer which helps in the consolidation of sediment and also the apparent viscosity of the suspension.

### ⑥ Centrifugal Separation

A stationary cylindrical bowl contains a slurry since the bowl is not rotating solids which settle at the bottom and with horizontal liquid surface. It shows that the bowl about its vertical axis. In the case, the liquid and solid are acted upon by two forces - the gravity force acting downwards and the centrifugal force acting horizontally.

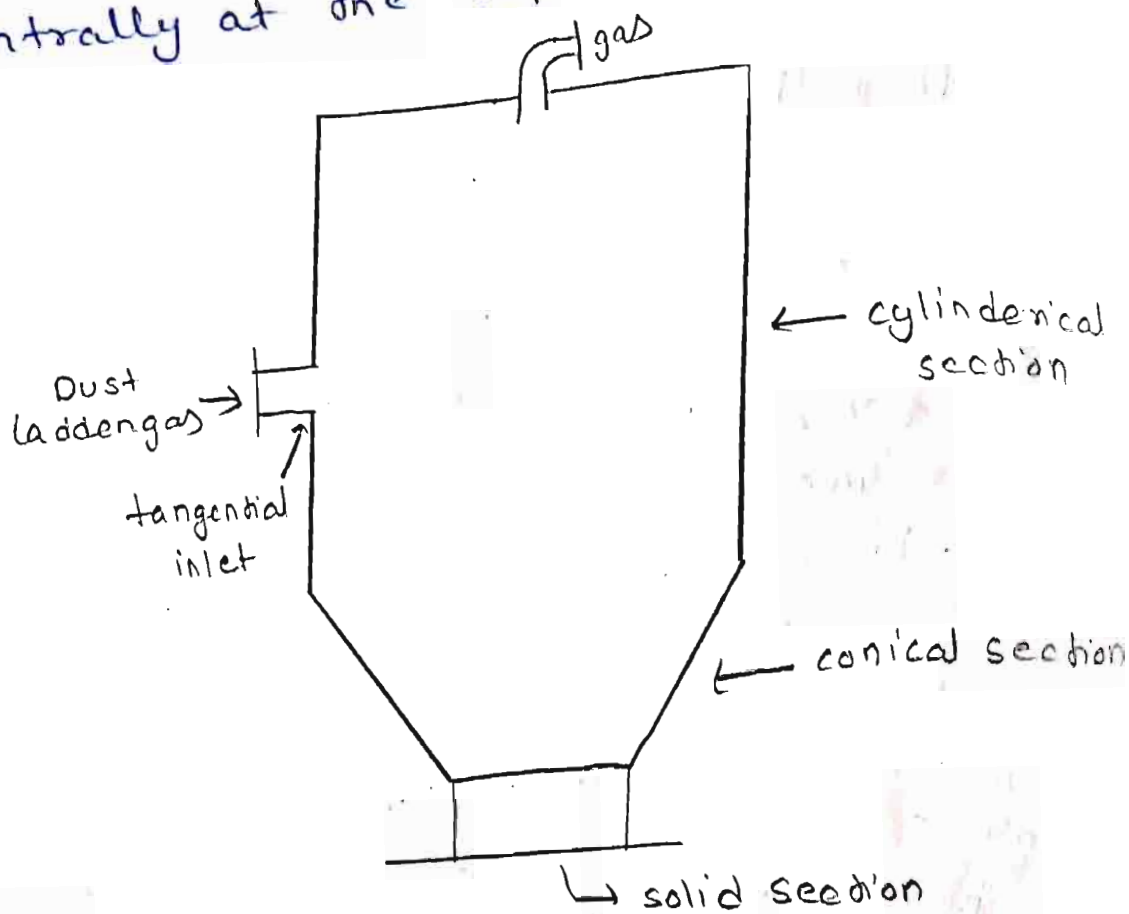


Looking  $\Rightarrow$  Normally, the centrifugal force is very large as compared to gravity force <sup>may</sup> and hence, the same, be neglected in comparison with the centrifugal force. Under the action of centrifugal force, the solid particles are pressed against the vertical bowl wall and the liquid layer the assume the equilibrium and for cutting the vortex. In this separation used for the separation of dust particles are most from gases the dust loaded gas is introduced tangentially in a cylinder vessel at a higher velocity (30 m/s) Centrifugal force throws the solid particles out against the wall of the vessel. Position with an almost vertical inner surface as shown in fig. If the wall of the bowl is perforated and perforation covered with a filter medium such as they fine wire screen. The liquid is free to flow downward but the solids are not.

### ⑦ Cyclone separator

Construction  $\Rightarrow$  It consist of a tapering cylindrical vessel, a cylindrical vessel consisting of a top vertical section and low conical / tapering section termination in an apex opening a short vertical cylinder

which is closed by a flat plate on top by a conical bottom. It is provided with tangential feed inlet nozzle in the cylindrical section near the top and outlet for the centrally at the top.

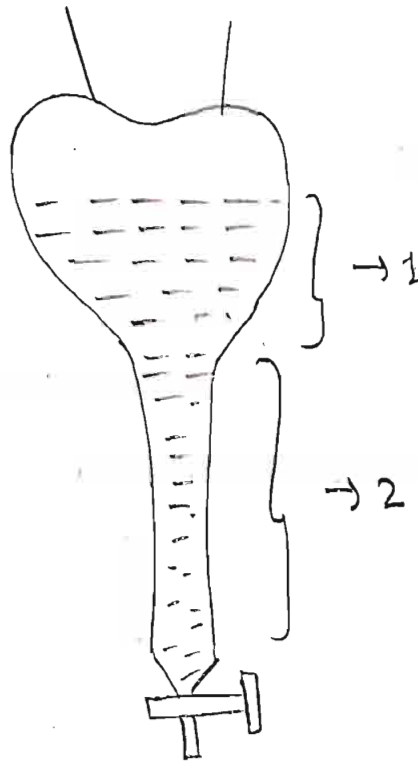


Working  $\Rightarrow$  The outlet is provided with a downward extending pipe. A pipe that extends upward into the cylindrical section to pass the gas short circuiting directly from the inlet in the outlet and for cutting the vortex. In this separation used for the separation of dust particles are most from gas. The dust loaded gas is introduced tangentially in a cylindrical vessel at a high velocity (30 m/s). Centrifugal force throws the solid particles out against the



wall of the vessel and they drop into a conical section of the cyclone and removed from the bottom apex opening the clean gas is taken out through a central outlet at top.

## ⑧ Decantation



1) upper phase      2) lower phase

Principle  $\Rightarrow$  Decantation is a process for the separation of mixture, by removing a larger part of liquid, generally one from which a ppt. has settled. The purpose may be either to produce a clean liquid or to remove undesired liquid from ppt.

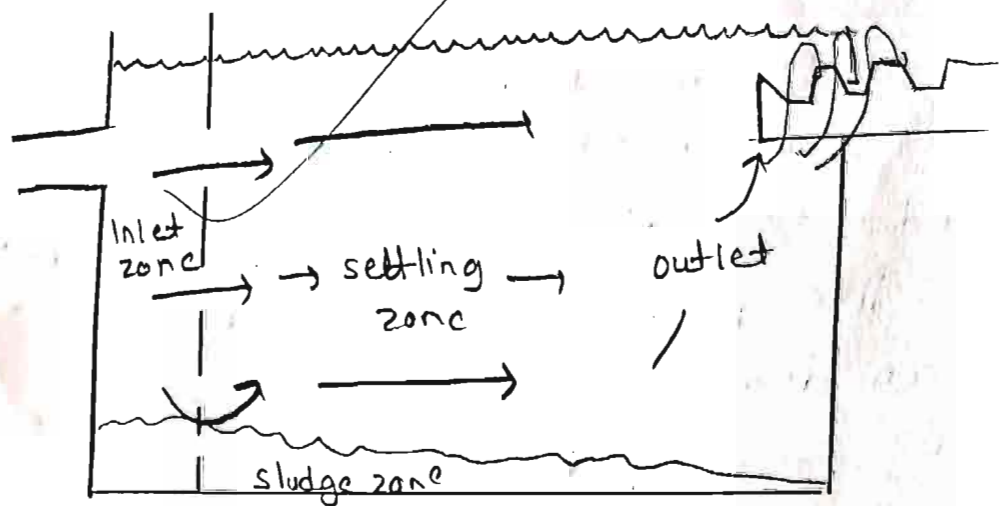
Working  $\Rightarrow$  A mixture of an insoluble solid in liquid is allowed to stand. If the solid is more dense than the liquid it will settle at the bottom if kept undisturbed for time. This process is called sedimentation. A centrifuge causes the ppt. to be forced to the bottom of container. If the force is high enough, the ppt. may form a compact solid. Then liquid can be more easily poured away, as ppt. will tend to remain in its compressed form. Similarly a mixture of two immiscible liquid can also be separated by decantation.

### ⑨ Gravity central tank

Principle  $\Rightarrow$  To separate solids from liquid using the force of gravity. On sedimentation, suspended solids are removed.

Construction  $\Rightarrow$  Sedimentation tanks can be divided into a different function zones

- ① Inlet zone    ② Settling zone    ③ Sludge zone    ④ Outlet



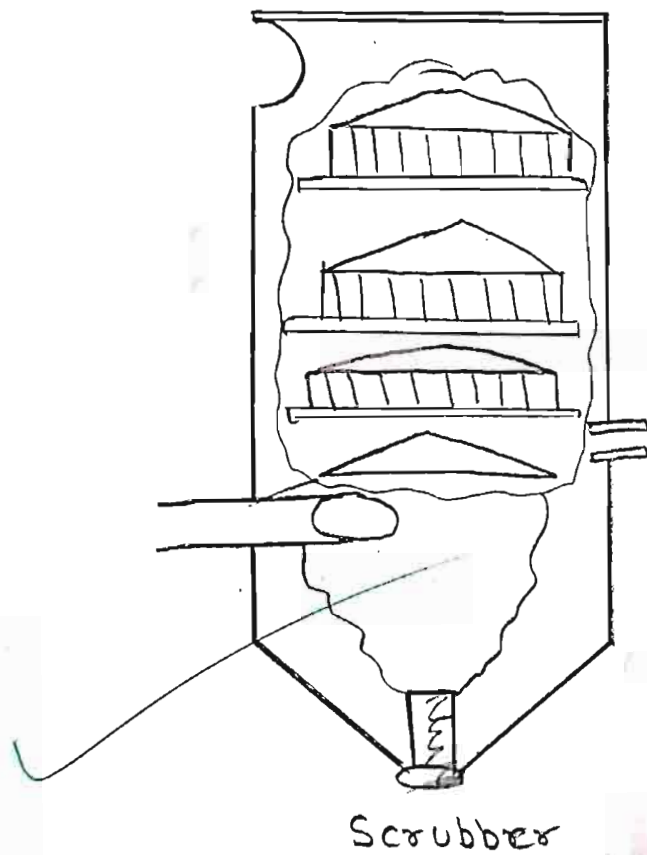
## Working

Water flows to a tank called a sedimentation basin.

Gravity causes the force to settle to the bottom

Large particles settle more rapidly than small particles. It would take a very long time for all particles to settle out and that would need a very large sedimentation basin. So, the clarified water, with most of the particles removed, moves on to the filtration step where the fine particles are removed.

## (10) Back filters & Scrubbers



## Construction & Working

This equipment consists of a cylindrical shell with conical bottom. The gas carrying suspended particles enters through a tangential entrance and passes upward through a curtain of water or liquid.



falling from deflector cones. The liquid used is introduced at top cones. Removal of entrained droplets of liquid from gas before leaving the separator is accomplished by the separator. The equipment combines the action of a cyclone with the scrubbing action of liquid. The discharge from scrubber goes to a cyclone separator where the coalesced particles are removed from gas stream. Very effective and economical removal of sulphonic acid and mist is claimed.

Ques 4 :- electrostatic separation technique and equipment. ?

Ans electrostatic separation method :-

From this method we separate the mixture of particles in which one particle is different from another in electrostatic property. The ~~particle~~ particle that contains electrical property, if we put it between two electrodes ~~say cathode and anode~~ one at high voltage, the particle gets charged and attracted towards another electrode (say it is earthed) and thus we can easily distinguish between two particles and separate them.

Any solid particle can receive a surface charge by any one of the following methods :-

- a) contact electrification
- b) electrification by conductive induction
- c) electrification by ion bombardment

Electrification by conductive induction is one of the major electrification mechanism of separation of solid materials, if a particle is placed on grounded conductor in presence of an electric field the particle will rapidly acquire a surface charge by induction.

# Give the construction and working of Electrostatic precipitator

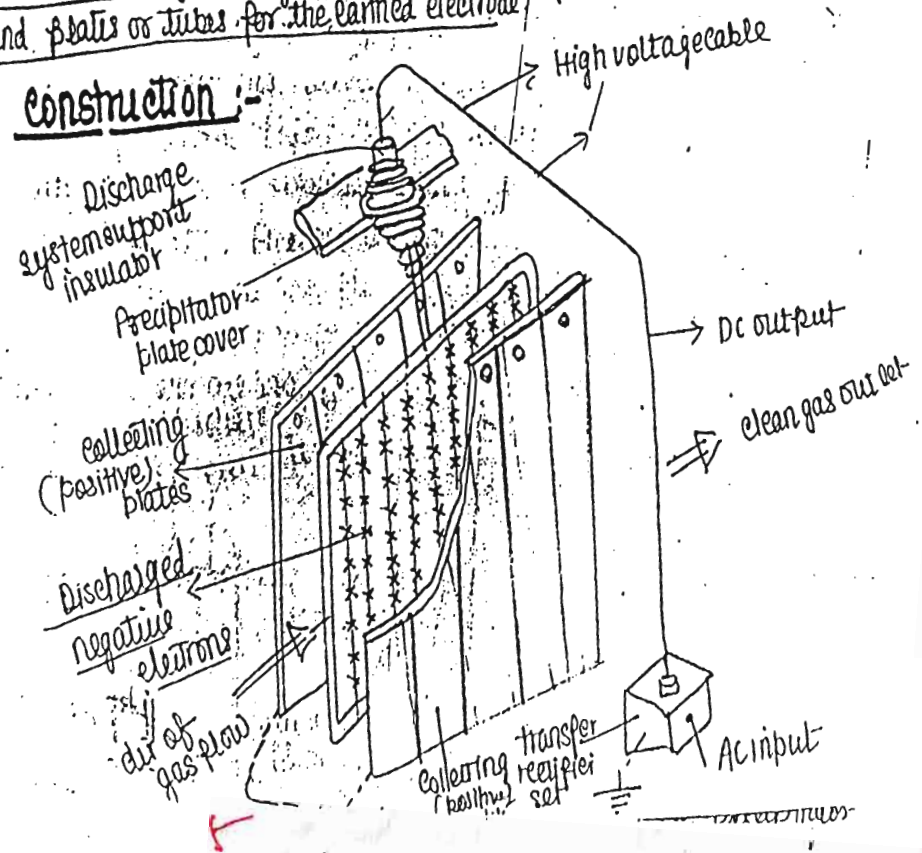
## Solution :- Electrostatic precipitator :-

Introduction :- Electrostatic precipitators are capable of collecting very fine particles ( $< 2 \mu m$ ), at high efficiencies. Since their capital and operating costs are high, electrostatic precipitation should only be considered in place of alternative processes such as filtration where the gases are hot or corrosive. Electrostatic precipitators are generally used in the metallurgical, cement and electrical power industries. Their main application is probably in the removal of fine fly ash formed in the combustion of pulverised coal in power station boilers.

### Basic principle of operation :-

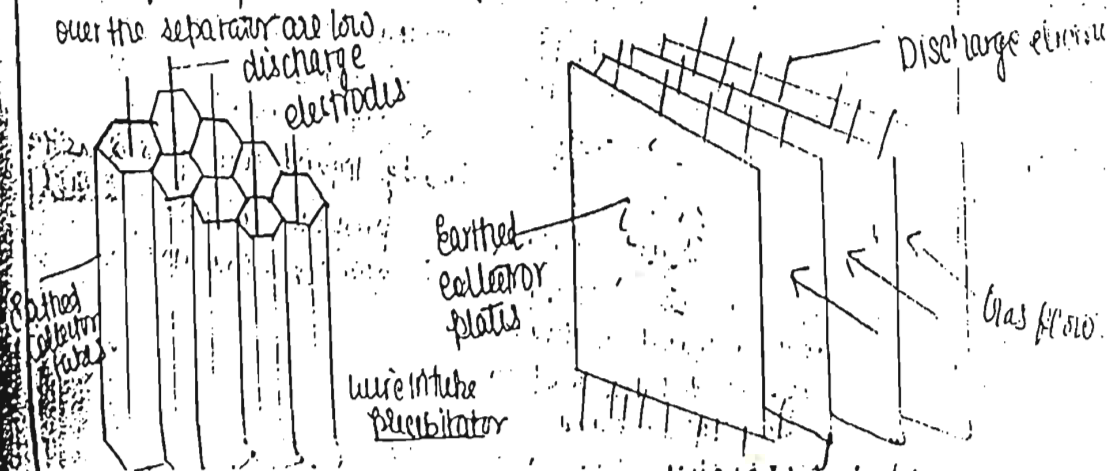
The basic principle of operation of electrostatic precipitators are simple. The gas is ionized in passing between a high voltage electrode and an earthed (grounded) electrode. The dust particles become charged and are attracted to the earthed electrode. The precipitated dust is removed from the electrodes mechanically, usually by vibration or by washing. Wires are normally used for the high voltage electrode and plates or tubes for the earthed electrode.

### Construction :-





Working:- If the gas is passed between two electrodes -  
 subject to a potential difference from 10kV to 60kV, it is subjected  
 to the action of corona discharged ions which are given off by the smaller electrodes  
 which the charge density is greater. These attach themselves to the particles which are  
 carried to the larger electrode under the action of the electric field. The smaller  
 electrode is known as discharge electrode and the larger one which is usually  
 called as the receiving electrode. Most industrial gases are sufficiently  
 conducting to be readily ionized. The most important conducting gas being carbon  
 dioxide, carbon monoxide, sulphur dioxide and water vapour but of the  
 conductivity is low. Water vapour is added. The gas velocity over the electrodes -  
 varies between about .6 and 3 m/s with an average contact time of about 2 seconds.  
 The maximum velocity is determined by the maximum distance through which any  
 particle must move in order to reach the receiving electrode and by the attractive  
 force acting on the particle. This force is given by the product of charge on the  
 particle and the strength of the electric field but calculation of the path of  
 a particle is difficult because it gradually becomes charged as it enters the field  
 and the force therefore increases during the period of charging. This rate of charge  
 can not be estimated with any degree of certainty. The particle moves towards the  
 collecting electrode under the action of the accelerating force due to the electric  
 field and the retarding force of fluid friction and the maximum rate of flow  
 of gas is that which just allow the most unfavourably located particle to reach  
 the collecting electrode before the gas leaves the precipitator. Collection efficiency  
 of nearly 100% can be obtained at low gas velocities but the economic limit is  
 usually about 99%. Electrostatic precipitators are made in a very wide range of  
 sizes and will handle gas flow up to about 50 m/s. Although they operate  
 more satisfactorily at low temps they can be used up to about 800K. Pressure drops  
 over the separator are low.



Normally  $\omega^2 r \gg g$ , the surface is nearly vertical and  $\gamma_0$  has a very large negative value. Thus in practice, the free surface of the liquid will be effectively concentric with the walls of the bowl. It is therefore seen that the operation of a high speed centrifuge is independent of the radius of axis of rotation.

### Centrifugal pressure:

A force balance on a sector of a fluid in the rotating bowl gives the pressure gradient at a radius  $r$

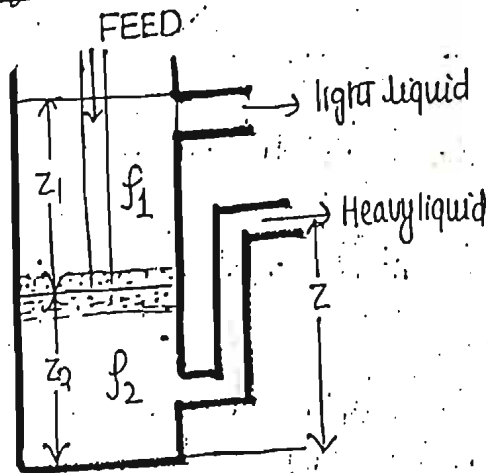
$$\frac{dP}{dr} = \rho \omega^2 r$$

Unlike the vertical pressure gradient in a column of liquid which is constant at all heights the centrifugal pressure gradient is a function of radius of rotation  $r$  and increases towards the wall of the basket.

Integration of the above equation at a given height gives the pressure  $P$  exerted by the liquid on the walls of the bowl of Radius  $R$  when the radius of the inner surface of the liquid is  $r_0$  as

$$P = \frac{1}{2} \rho \omega^2 (R^2 - r_0^2) \quad \text{--- (A)}$$

### Separation of immiscible liquids of different intensities



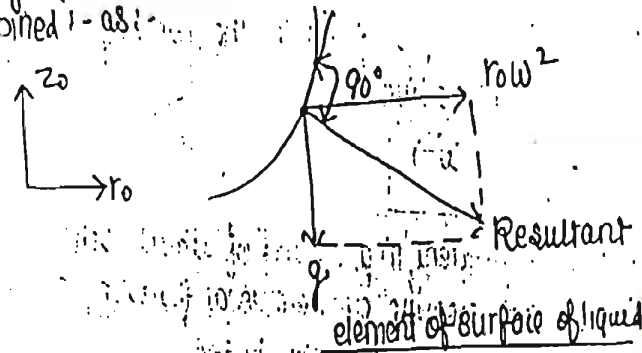
### Gravity separation of two immiscible liquid

For equilibrium the hydrostatic pressure exerted by height  $z$  of the denser liquid must be equal that due to height  $z_2$  of the heavier liquid and a height  $z_1$  of the lighter liquid in the separator

$$z \rho_2 g = z_2 \rho_2 g + z_1 \rho_1 g$$

$$z = \frac{z_2 \rho_2 g}{\rho_2 g} + \frac{z_1 \rho_1 g}{\rho_2 g} \Rightarrow z = z_2 + z_1 \frac{\rho_1}{\rho_2}$$

The following figure shows an element of the free surface of a liquid in the bowl which is rotating at a radius  $r_0$  about a vertical axis at a very slow speed, the centrifugal and gravitational fields will then be of the same order of magnitude. The centrifugal force per unit mass is  $r_0 \omega^2$  and the corresponding gravitational force is  $g$ . These two forces are  $\perp$  to one another and can be combined as:



to give resultant force which must be at equilibrium be at right angle to the free surface. Thus the slope at this point is given by

$$\left\{ \begin{array}{l} dz_0 = \text{Radial component of force} \\ dr_0 = \text{axial component of force} \end{array} \right.$$

$$= \frac{r_0 \omega^2}{g}$$

where  $z_0$  is the axial coordinate of the free surface of liquid

$$dz_0 = \frac{r_0 \omega^2}{g} dr_0$$

$$\int dz_0 = \int \frac{r_0 \omega^2}{g} dr_0 + \text{const.}$$

$$z_0 = \frac{r_0^2 \omega^2}{2g} + \text{Constant}$$

if  $z_a$  is the value of  $z_0$  which corresponds to the position where the free surface is at the axis of rotation ( $r_0=0$ ) then

$$z_0 - z_a = \frac{\omega^2 r_0^2}{2g}$$

Taking bottom of bowl as the origin for the measurement of  $z_0$ . Positive values of  $z_a$  correspond to conditions where the whole of the bottom of bowl is covered by liquid. Negative values of  $z_a$  implies that the paraboloid of revolution describing the free surface would cut the axis of rotation below the bottom and therefore the central position of the bowl will be dry.



UN049!

Give the construction and operation of a cyclone separator?

Ans: Cyclone separator:-

Introduction  $\Rightarrow$  Most centrifugal separators for removing particles from gas streams contain no moving part. They are typified by the cyclone separator.

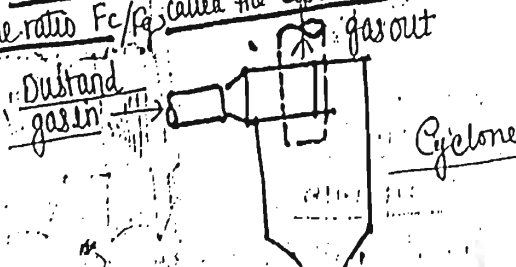
Construction  $\equiv$  cyclone consists of a vertical cylinder with a conical bottom, a tangential inlet near the top and cut let for dust at the bottom of the cone. The inlet is usually rectangular. The outlet pipe is extended into the cylinder to prevent short circuiting of air from inlet to outlet.

Operation  $\equiv$  the gas is introduced tangentially into the cylindrical vessel at a velocity of about 30 m/s and the clean gas is taken off through a central exit at the top. The solids are thrown outward against the cylindrical wall of the vessel and then move away from the gas inlet and are collected in the conical base of the plant. This separator is very effective unless the gas contains a large proportion of particles less than about 10  $\mu$ m in diameter and is equally effective when use with either dust or mist-laden gas. Because the rotating motion of gas in the cyclone separator acquires from its tangential entry and no <sup>additional</sup> energy is imparted within the separator body, a free vortex is established. The energy per unit mass of the gas is then independent of its radius of rotation and the velocity distribution of gas may be calculated.

The incoming dust-laden air travels in a spiral path around and down the cylindrical body of the cyclone. The centrifugal force developed in the vortex tends to move the particles radially towards the wall and the particles that reach the wall slide down into the cone and are collected. The cyclone, basically a settling device in which a strong centrifugal force, acting radially is used in place of relatively weak gravitational force acting vertically.

The centrifugal force  $F_c$  at radius  $r$  is equal to  $= m \omega^2 r$   
where  $m$  is the mass of the particle and  $\omega$  is its tangential velocity. The ratio of centrifugal force to the force of gravity is then:-  
$$\frac{F_c}{F_g} = \frac{m \omega^2 r}{mg/g_c} = \frac{\omega^2 r}{g_c}$$

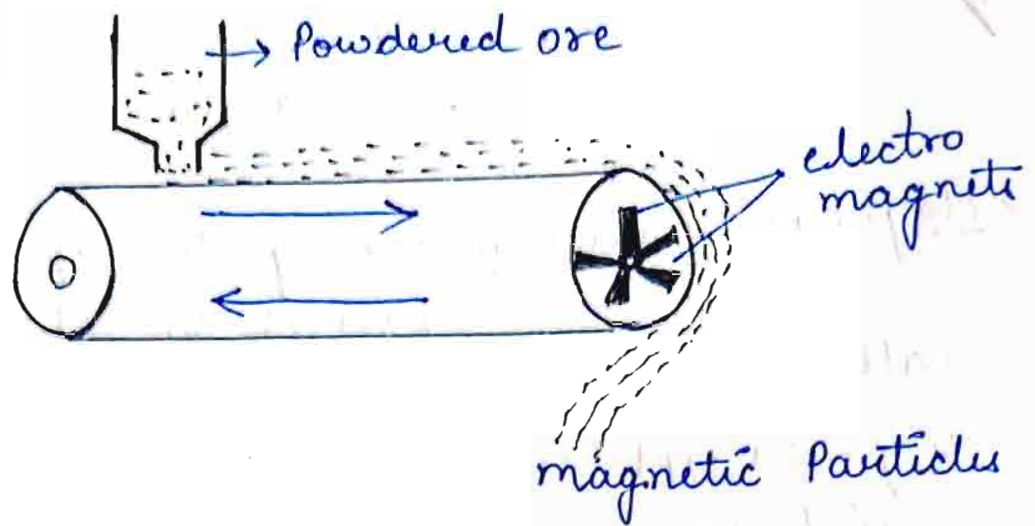
For a cyclone: 1 ft (0.3 m) in diameter with a tangential velocity of 50 ft/s (15 m/s) near the wall, the ratio  $F_c/F_g$  called the separation factor is  $2500 (0.15 \times 32.2) = 1150, 155$ .



→ Magnetic Separation → magnetic separation is a process in which magnetically susceptible material is extracted from a mixture using a magnetic force. This separation technique can be useful in mining iron as it is attracted to a magnet.

In this machine, the raw ore after calcination was fed onto a moving belt which passed underneath two pairs of electromagnets under which further belts ran at right angles to the feed belt. The first pair of electromagnets was weakly magnetised and served to draw off any iron ore present. The second pair were strongly magnetised & attracted the wolframite, which is weakly magnetic. These machines were capable of treating 20 tons of ore a day.

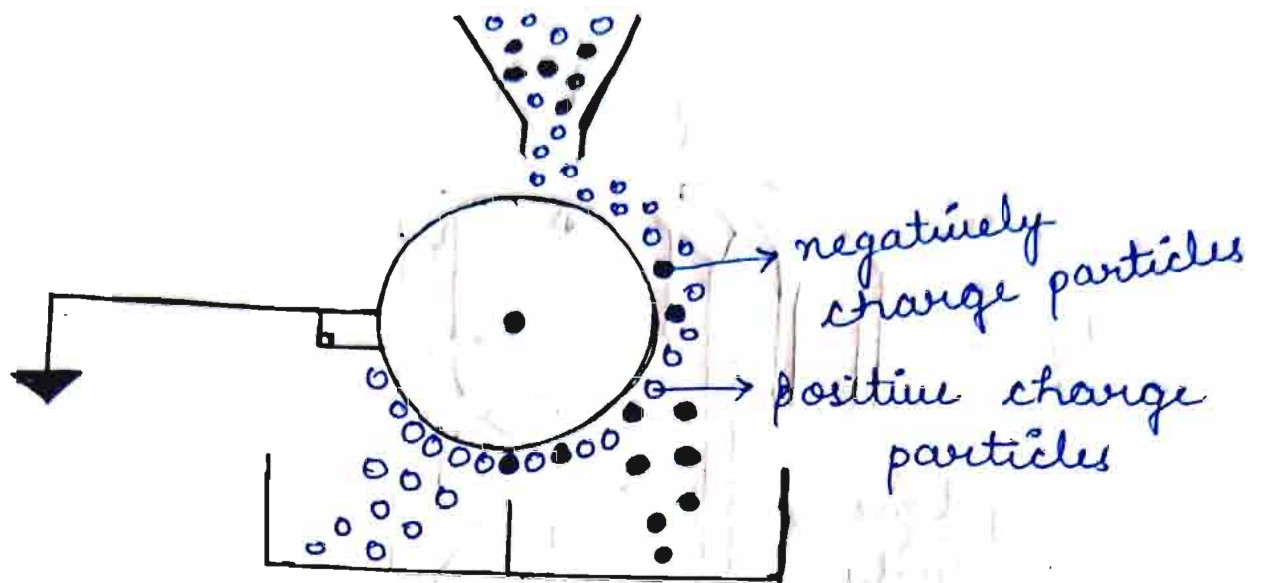




## (2) Electrostatic Separation :-

An electrostatic separator is a device for separating particles by mass in a low energy charged beam. It works on the principle of corona discharge, where two plates are placed close together and high voltage is applied. This high voltage is used to separate the ionized particles. Usually these are used in power plants where the harmful gasses coming out of the chimneys are first treated using electrostatic separator. Here the two electrodes are oppositely charged with a negative electrode the positive ions get attracted and thus results in a reddish flame where as the positive electrode is used to treat the negatively charged ions results in a bluish white flame that is visible at night.

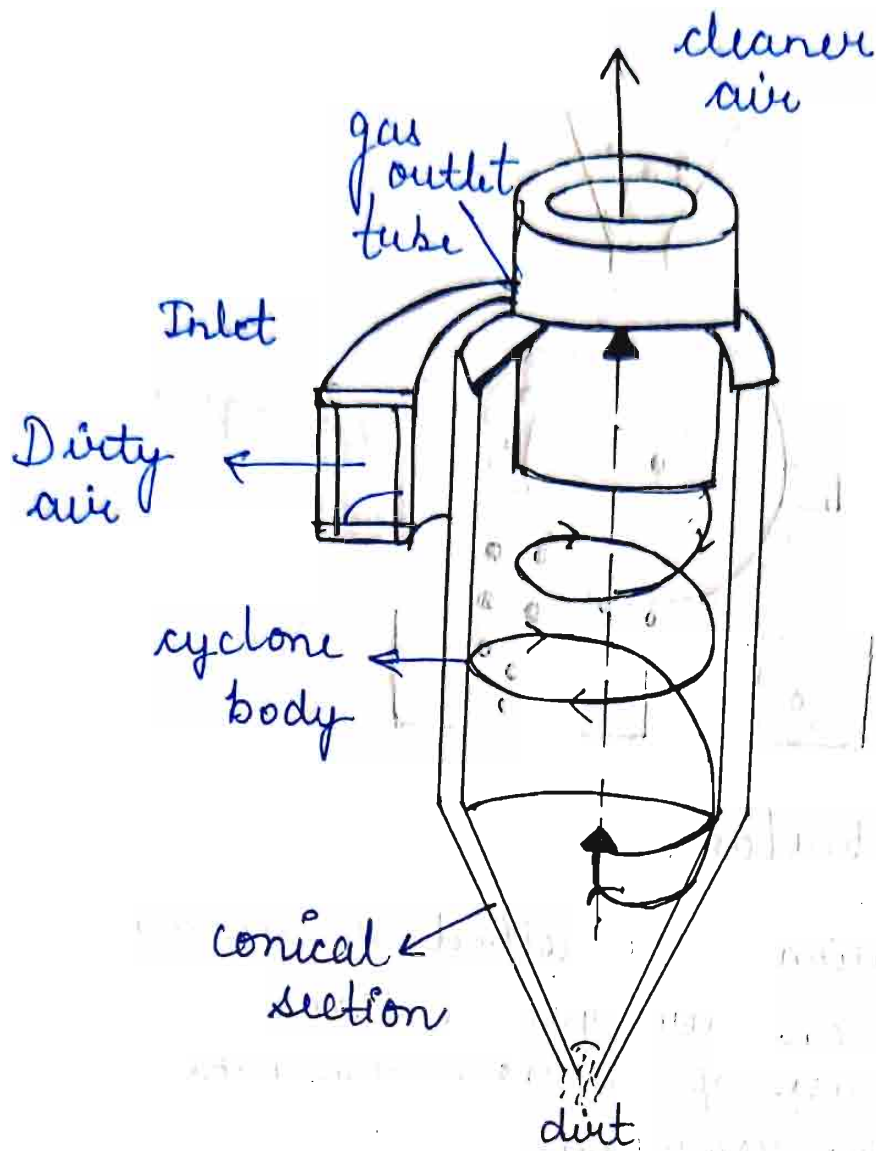




### (3) Cyclonic Separator :-

Cyclonic separation is a method of removing particulates from an air, gas or liquid stream, without the use of filters, through vortex separation. When removing particulate matter from liquids, hydrocyclone is used while from gas, gas cyclone is used. Rotational effects and gravity are used to separate mixture of solids and fluids. The method can also be used to separate fine droplets of liquid from a gaseous stream.

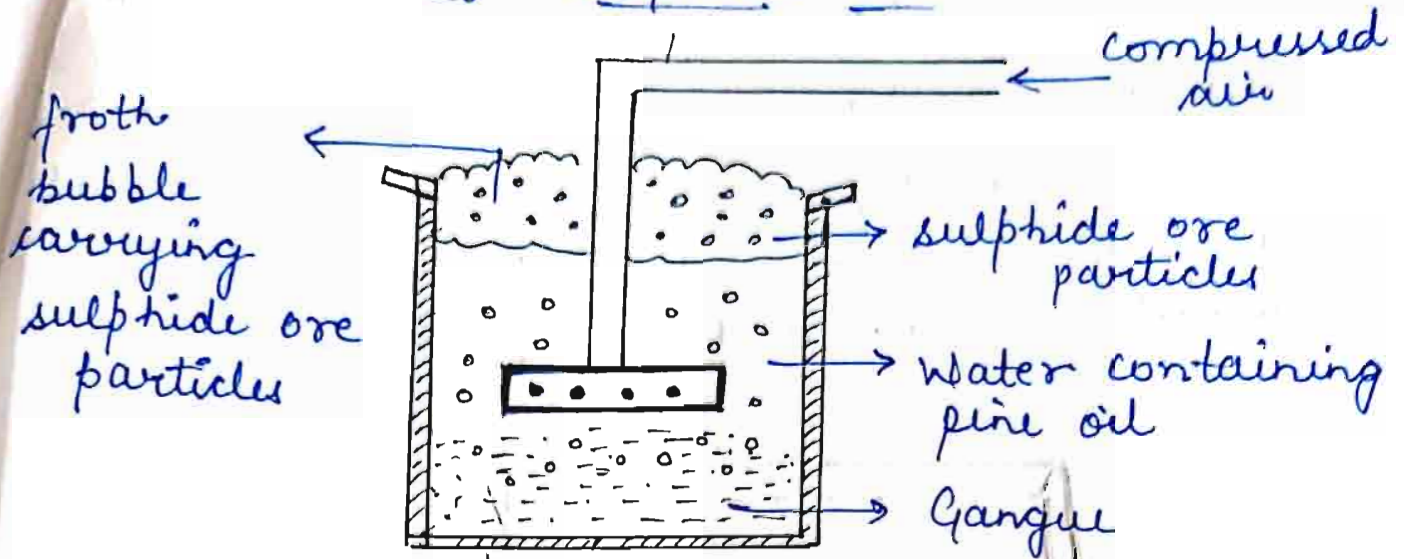
high speed rotating (air) flow is established within a cylindrical or conical container called a cyclone.



(4) Froth Flotation Process - froth-flotation is a process for selectively separating hydrophobic materials from hydrophilic. This is used in several processing industries. It has been described as "the single most important operation used for the recovery and upgrading of sulfide ores". The development of froth flotation improved the recovery of valuable minerals, such as copper & lead bearing minerals. Along with mechanised mining, it allowed the economic recovery of valuable metals from much lower grade ore than before.



## Froth flotation process for the concentration of sulphide ores.



### (5) Jigging →

Jigging is a method of gravitational preparation of natural resources, based on separation of mineral mixture on density in vertically oscillating water stream of variable direction. The end products of jigging are the following.

→ concentrate with high content of useful component and waste.

Jigging is referred to the most saving methods of preparation, especially in preparation of coals and ores of ferrous metals with large impregnation of useful components not requiring fine crushing.



(6.) Tabling :-

Separation of two materials of different densities by passing a dilute suspension over a slightly table having a reciprocal horizontal motion or shake with a slow forward motion and a fast return.

